

**UNITED STATES
SECURITIES AND EXCHANGE COMMISSION
Washington, D.C. 20549**

**SCHEDULE 14A
(Rule 14a-101)**

**Proxy Statement Pursuant to Section 14(a) of the
Securities Exchange Act of 1934
(Amendment No.)**

Filed by the Registrant Filed by a Party other than the Registrant

Check the appropriate box:

- Preliminary Proxy Statement
- Confidential, for Use of the Commission Only (as permitted by Rule 14a-6(e)(2))**
- Definitive Proxy Statement
- Definitive Additional Materials
- Soliciting Material Pursuant to §240.14a-12

BWX TECHNOLOGIES, INC.

(Name of registrant as specified in its charter)
(Name of person(s) filing proxy statement, if other than the registrant)

Payment of Filing Fee (Check the appropriate box):

- No fee required.
- Fee computed on table below per Exchange Act Rules 14a-6(i)(1) and 0-11.

- (1) Title of each class of securities to which transaction applies: _____
- (2) Aggregate number of securities to which transaction applies: _____
- (3) Per unit price or other underlying value of transaction computed pursuant to Exchange Act Rule 0-11 (set forth the amount on which the filing fee is calculated and state how it was determined): _____
- (4) Proposed maximum aggregate value of transaction: _____
- (5) Total fee paid: _____

Fee paid previously with preliminary materials.

Check box if any part of the fee is offset as provided by Exchange Act Rule 0-11(a)(2) and identify the filing for which the offsetting fee was paid previously. Identify the previous filing by registration statement number, or the Form or Schedule and the date of its filing:

- (1) Amount Previously Paid: _____
- (2) Form, Schedule or Registration Statement No: _____
- (3) Filing Party: _____
- (4) Date Filed: _____



800 Main Street, 4th Floor
Lynchburg, Virginia 24504

March 15, 2021

Dear Stockholder:

You are cordially invited to attend the 2021 Annual Meeting of Stockholders of BWX Technologies, Inc. (the "Annual Meeting"), which will be held on Friday, April 30, 2021 at 9:30 a.m. Eastern Time. This year's Annual Meeting will be held live in a virtual format through a live webcast available at www.virtualshareholdermeeting.com/BWXT2021. Additional information on participating in the Annual Meeting is available under General Information in the 2021 Proxy Statement. The Notice of Annual Meeting and Proxy Statement following this letter describe the matters to be acted on at the meeting.

As a demonstration of our commitment to transparency and good corporate governance practices, we have continued to engage directly with our stockholders over the past year to discuss matters of interest. We value the feedback we received from our stockholders in recent years, and it has informed our decisions on environmental, social and governance matters, among other things.

We are utilizing the Securities and Exchange Commission's Notice and Access proxy rule, which allows us to furnish proxy materials to you via the Internet as an alternative to the traditional approach of mailing a printed set to each stockholder. In accordance with these rules, we have sent a Notice of Internet Availability of Proxy Materials (the "Notice") to all stockholders who have not previously elected to receive a printed set of proxy materials. The Notice contains instructions on how to access our 2021 Proxy Statement and 2020 Annual Report, as well as how to vote either online, by telephone or during the Annual Meeting.

It is very important that your shares are represented and voted at the Annual Meeting. Please vote your shares by Internet or telephone, or, if you received a printed set of materials by mail, by returning the accompanying proxy card, as soon as possible to ensure that your shares are voted at the meeting. Further instructions on how to vote your shares can be found in our Proxy Statement.

Thank you for your support of our company.

Sincerely yours,

A handwritten signature in black ink, appearing to read "Rex D. Geveden".

Rex D. Geveden
President and Chief Executive Officer

People Strong
INNOVATION DRIVEN >

YOUR VOTE IS IMPORTANT.

Whether or not you plan to attend the Annual Meeting, please take a few moments now to vote your shares.

Important Notice Regarding the Availability of Proxy Materials for the Annual Meeting of Stockholders To Be Held on April 30, 2021.

The proxy statement and annual report are available on the Internet at www.proxyvote.com.

The following information applicable to the Annual Meeting may be found in the proxy statement and the Notice or proxy card, as applicable:

- the date and time of the meeting;
- a list of the matters intended to be acted on and our recommendations regarding those matters;
- any control/identification numbers that you need to access your proxy card and submit your proxy; and
- information about participating in, and voting during, the meeting.

BWX TECHNOLOGIES, INC.

800 Main Street, 4th Floor
Lynchburg, Virginia 24504

Notice of 2021 Annual Meeting of Stockholders

The 2021 Annual Meeting of Stockholders of BWX Technologies, Inc. (the "Annual Meeting"), will be held via a live webcast at www.virtualshareholdermeeting.com/BWXT2021 on Friday, April 30, 2021, at 9:30 a.m. Eastern Time, in order to:

- (1) elect the nine director nominees named in the Proxy Statement as directors to hold office until the 2022 Annual Meeting of Stockholders and until their successors are duly elected and qualified;
- (2) hold an advisory vote on the compensation of our named executive officers;
- (3) ratify the appointment of Deloitte & Touche LLP as our independent registered public accounting firm for the year ending December 31, 2021; and
- (4) transact such other business as may properly come before the Annual Meeting or any adjournment thereof.

If you were a stockholder of record as of the close of business on March 8, 2021, you are entitled to vote at the Annual Meeting and at any adjournment thereof.

Instead of mailing a printed copy of our proxy materials, including our 2020 Annual Report, to each stockholder of record, we are providing access to these materials via the Internet. This reduces the amount of paper necessary to produce these materials, as well as the costs associated with mailing these materials to all stockholders.

Accordingly, on March 15, 2021, we began mailing the Notice of Internet Availability of Proxy Materials (the "Notice"), or our proxy statement if you previously elected to receive a printed copy of the materials, to all stockholders of record as of March 8, 2021 and posted our proxy materials on the website referenced in the Notice (www.proxyvote.com). As more fully described in the Notice, all stockholders may choose to access our proxy materials on the website referred to in the Notice or may request a printed set of our proxy materials. The Notice and website provide information regarding how you may request to receive proxy materials in printed form by mail or electronically by email on an ongoing basis.

If you previously elected to receive a printed copy of the materials, we have enclosed a copy of our 2020 Annual Report to Stockholders with this Notice and Proxy Statement.

Your vote is important. Please submit your proxy promptly so your shares can be represented and voted at the Annual Meeting, even if you plan to participate in the Annual Meeting. You can submit a proxy by Internet, by telephone or by requesting a printed copy of the proxy materials and using the enclosed proxy card. You can also vote during the virtual Annual Meeting.

By Order of the Board of Directors,



Thomas E. McCabe
Senior Vice President, General Counsel,
Chief Compliance Officer and Secretary

March 15, 2021

TABLE OF CONTENTS

	Page
CORPORATE PURPOSE, MISSION AND CORE VALUES	(i)
2021 PROXY STATEMENT SUMMARY	(ii)
GENERAL INFORMATION	1
How to Participate in the Virtual Annual Meeting	1
VOTING INFORMATION	2
Record Date and Who May Vote; How to Vote	2
How to Change Your Vote or Revoke Your Proxy	2
Quorum; Proposals to be Voted on at Annual Meeting; Vote Required	3
How Votes are Counted; Confidential Voting; Solicitation of Proxies	4
PROPOSAL 1: ELECTION OF DIRECTORS	5
CORPORATE GOVERNANCE	10
Director Independence	10
Board Function, Leadership Structure and Director Tenure Limit	10
The Role of the Board in Succession Planning	11
The Role of the Board in ESG Oversight	11
The Role of the Board in Risk Oversight	12
Code of Business Conduct	12
Stockholder Engagement	13
Communication with the Board	13
Board Meetings and Committees	14
COMPENSATION OF DIRECTORS	17
NAMED EXECUTIVE PROFILES	19
PROPOSAL 2: ADVISORY VOTE ON EXECUTIVE COMPENSATION	20
COMPENSATION DISCUSSION AND ANALYSIS	21
Section 1: Executive Summary	21
Section 2: Compensation Structure	25
Section 3: Compensation Analysis and Outcomes	29
Section 4: Other Benefits and Practices	34
COMPENSATION COMMITTEE REPORT	37
COMPENSATION OF EXECUTIVE OFFICERS	38
Summary Compensation Table	38
Grants of Plan-Based Awards	40
Outstanding Equity Awards at Fiscal Year-End	42
Option Exercises and Stock Vested	44
Pension Benefits	45
Non-qualified Deferred Compensation	46
Potential Payments Upon Termination or Change in Control	48
CEO Pay Ratio	52
EQUITY COMPENSATION PLAN INFORMATION	52
SECURITY OWNERSHIP OF DIRECTORS AND EXECUTIVE OFFICERS	53
SECURITY OWNERSHIP OF CERTAIN BENEFICIAL OWNERS	54
AUDIT AND FINANCE COMMITTEE REPORT	55
PROPOSAL 3: RATIFICATION OF APPOINTMENT OF INDEPENDENT REGISTERED PUBLIC ACCOUNTING FIRM	56
CERTAIN RELATIONSHIPS AND RELATED TRANSACTIONS	57
STOCKHOLDERS' PROPOSALS	58
APPENDIX A — RECONCILIATION OF REPORTED (GAAP) TO ADJUSTED (NON-GAAP) RESULTS	A-1



CORPORATE PURPOSE

We employ nuclear technology to solve some of the world's most important problems.

MISSION

We provide safe and effective nuclear solutions for national security, clean energy, environmental remediation, nuclear medicine and space exploration.

CORE VALUES

People

We treat each other with dignity and respect while embracing diversity, teamwork, candor and accountability.

Excellence

We are committed to delivering products and services of the very highest quality to our customers and other stakeholders.

Responsibility

We are dedicated to the highest safety, security, ethical and environmental standards.

Innovation

We encourage innovation to open new markets and to improve products, processes and business results.

People Strong
INNOVATION DRIVEN >

2021 PROXY STATEMENT SUMMARY

This summary highlights information contained elsewhere in this proxy statement. This summary does not contain all of the information that you should consider, and you should read the entire proxy statement carefully before voting. BWX Technologies, Inc. is referred to as "BWXT," the "Company," "we" or "us."

ANNUAL MEETING OF STOCKHOLDERS

Date and Time	April 30, 2021 at 9:30 a.m. Eastern Time
Virtual Meeting	This year's Annual Meeting will be held via a live webcast at www.virtualshareholdermeeting.com/BWXT2021 .
Record Date	March 8, 2021
Voting	Stockholders as of the record date are entitled to vote. Each share of our common stock is entitled to one vote for each director nominee and one vote for each of the proposals to be voted on.
Attendance	All stockholders as of the record date and their duly appointed proxies may attend the meeting.

CORPORATE GOVERNANCE HIGHLIGHTS

Board Structure and Independence	Shareholder Rights and Accountability	Best Practices
<ul style="list-style-type: none"> 80% Independent Directors 30% Gender/Racial Diversity Separate Chairman and CEO Lead Independent Director Regular Executive Sessions of Independent Directors All Committees Comprised Entirely of Independent Directors Committees Can Engage Independent Advisors Annual Board and Committee Self-Evaluations 	<ul style="list-style-type: none"> 10-Year Director Tenure Limit* Annual Election of Directors* Majority Voting with Director Resignation Policy in Uncontested Elections Annual CEO Performance and Compensation Evaluation by Independent Directors Annual Election of Chairman and Lead Independent Director Clawback Policy No "Poison Pill" (Shareholder Rights Plan) No Dual-Class Stock 	<ul style="list-style-type: none"> Active Stockholder Engagement CEO and Management Succession Planning Robust Stock Ownership Guidelines for Directors and Executives Limits on Director Overboarding New Director Orientation and Ongoing Director Education Oversight of Strategy and Risk by Board and Committees No CIC Tax Gross Ups or Single Trigger Equity Vesting* No Hedging or Pledging Policy No Employment Agreements with Executive Officers

*See below.

10-Year Director Tenure Limit. In 2015, our Board adopted a 10-year director tenure policy that provides that (1) no person may be nominated to serve on the Board if they have more than 10 years of service prior to the date of such election and (2) a director is deemed to resign and retire at the next annual meeting of stockholders following the term in which 10 years of service is attained. See "10-Year Director Tenure Limit" under Corporate Governance — Board Function, Leadership and Executive Sessions below.

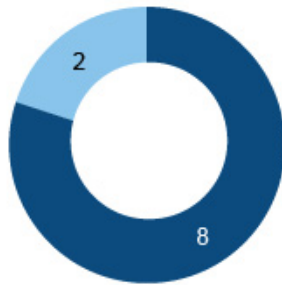
Declassified Board. In 2019, stockholders approved our proposal to amend the Company's Restated Certificate of Incorporation to declassify the Board of Directors and provide for the annual election of directors. Directors nominated for election at the Annual Meeting and all future meetings will serve for a one-year term. For the 2021 Annual Meeting, 9 of 10 directors are standing for re-election for a one-year term. Upon the expiration of the one remaining classified term, all directors will be elected annually beginning at the 2022 annual meeting and thereafter.

Double-Trigger Equity Vesting in Change in Control. In 2020, our Board of Directors proposed the 2020 Omnibus Incentive Plan ("2020 Plan") for stockholder approval. The 2020 Plan provides for double-trigger vesting of equity awards in the event of a change in control, requiring the termination of a participant's employment following a change in control to accelerate vesting of the award. The 2020 Plan was approved by over 91% of the shares of our common stock present at the 2020 Annual Meeting of Stockholders.

Board Composition. Our Board of Directors regularly evaluates its composition to ensure directors have an appropriate mix of perspectives, skills, professional experience and background (see "Board Expertise Summary" on next page). Our director criteria and recruitment process seek to align the Board's capabilities with the Company's business strategy, as well as provide for periodic director refreshment and overall Board cohesiveness and collegiality.

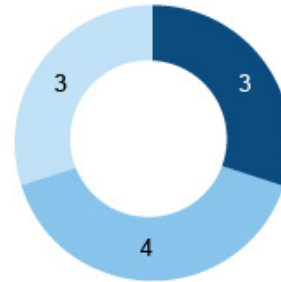
Board Refreshment. In the past three years, we have recruited three new directors with medical industry, aeronautical and nuclear propulsion experience, respectively, to align the Board with and further support our strategic initiatives, and we have had two directors retire from the Board and one director resign to accept a position with the Company. Below is a summary of our director composition related to tenure, age, diversity, independence and expertise of our current directors.

**Director Independence
(80%)**



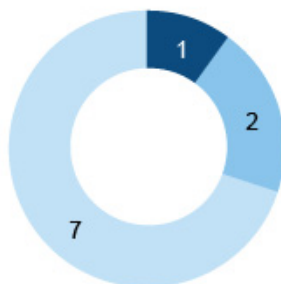
■ Independent ■ Non-Independent

**Director Tenure
(Average 4.9 yrs.)**



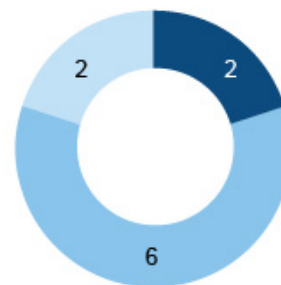
■ 0-3 Years ■ 4-6 Years ■ 7-10 Years

**Director Diversity
(30%)**



■ Race / Ethnicity ■ Female

**Director Ages
(Average 69 yrs.)**



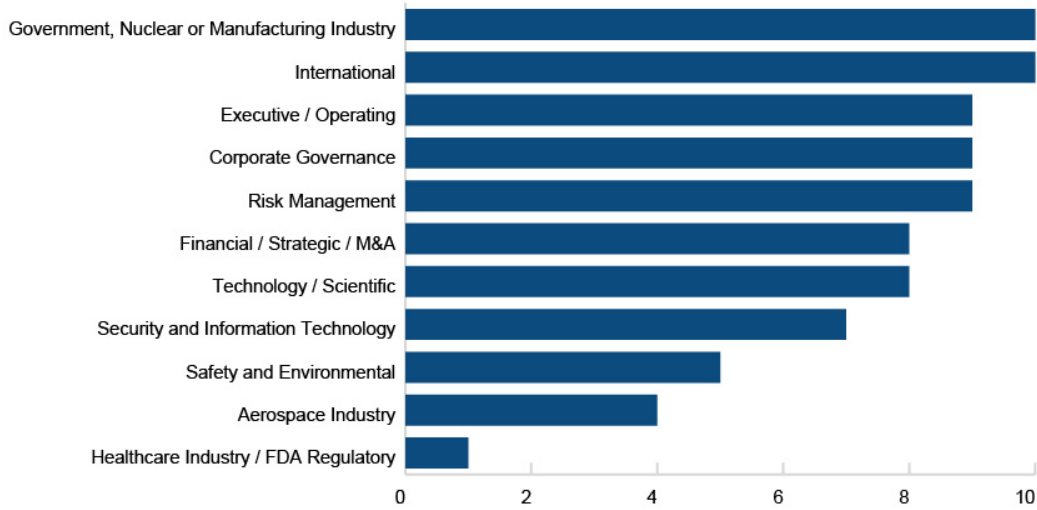
■ 50s ■ 60s ■ 70s

Board Refreshment in 2020

- In December 2020, we appointed John M. Richardson to the Board of Directors. Adm. Richardson served as the Chief of Naval Operations and in other leadership positions during his distinguished career with the U.S. Navy. His extensive operational, nuclear, safety and national security experience make him a valuable addition to our Board.

Board Expertise Summary

(Number of Directors with Applicable Expertise)



ENVIRONMENTAL, SOCIAL AND GOVERNANCE HIGHLIGHTS

- We believe that a commitment to environmental, social and governance (“ESG”) matters enhances stockholder value. In 2020, the Board structured oversight of ESG processes and priorities with regular reporting by management to the Board and its Committees.
- Since 2015, the Compensation Committee has included an ESG performance metric (safety) in our annual incentive plans to emphasize continuous focus on safety performance.
- In February 2021, we published our inaugural Sustainability Report, which is available on our website at <https://www.bwxt.com/about/corporate-citizenship>, to provide enhanced transparency regarding our policies and practices as it relates to our corporate purpose, people, diversity and inclusion, health, safety, security, products, environment, governance, ethics, human rights, supply chain and community service. We expect to continue to enhance our ESG disclosure in the future.

2020 PERFORMANCE HIGHLIGHTS

- Consolidated revenue was up 12% to \$2.1 billion compared to prior year.
- GAAP and Non-GAAP operating income increased 10.2% and 10.5%, respectively, compared to prior year.
- GAAP and Non-GAAP earnings per share were \$2.91 and \$3.03, increases of 14.1% and 15.6%, respectively, compared to prior year.



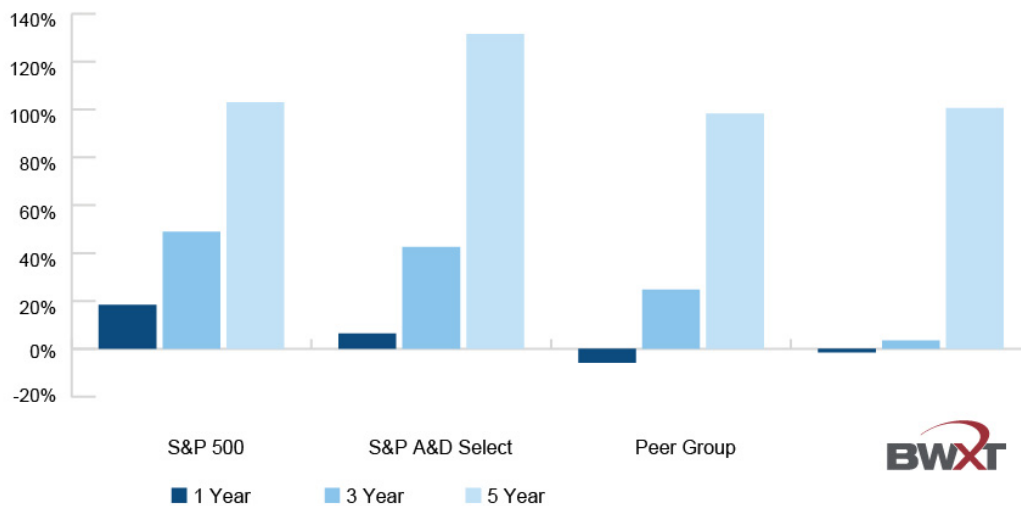
* Please refer to Appendix A, "Reconciliation of Reported (GAAP) to Adjusted (Non-GAAP) Results," for a reconciliation of adjusted results, including adjusted operating income and adjusted earnings per share, to reported results for 2019 and 2020.

- We achieved our long-term Non-GAAP earnings per share target of low double digit growth since 2017.
- In 2020, we returned \$94.9 million to stockholders through \$72.9 million of dividends and \$22.0 million of share repurchases.

TOTAL STOCKHOLDER RETURN

The following graph depicts the cumulative total stockholder return of BWXT for the one, three and five years ended December 31, 2020 relative to those of the S&P 500 Index ("S&P 500"), the S&P Aerospace and Defense Select Index ("S&P A&D Select") and our custom compensation peer group for 2020. See "Section 4: Other Benefits and Practices" in Compensation Discussion and Analysis for information on our peer group.

One-Year, Three-Year and Five-Year Total Stockholder Return as of December 31, 2020⁽¹⁾



(1) Measured by dividing (i) the sum of the cumulative amount of dividends for the measurement period, assuming dividend reinvestment, and the difference between the applicable share price at the end and the beginning of the measurement period by (ii) the share price at the beginning of the measurement period. Results for the compensation peer group do not include Wesco Aircraft Holdings, Inc., which was acquired in January 2020.

ANNUAL MEETING AGENDA

Proposal	Board Vote Recommendation	Page Reference
1 Election of nine director nominees to one-year terms	FOR EACH NOMINEE	5
2 Advisory vote on the compensation of our named executive officers	FOR	20
3 Ratification of Deloitte & Touche LLP as our independent registered public accounting firm for the fiscal year ending December 31, 2021	FOR	56

VOTING MATTERS

Your vote is important. Please submit your proxy promptly so your shares can be represented and voted, even if you plan to participate in the 2021 Annual Meeting of Stockholders (the "Annual Meeting"). You may submit a proxy to have your shares voted via the Internet at www.proxyvote.com or via telephone at 1-800-690-6903; by requesting a printed copy of the proxy materials and using the enclosed proxy card; or by voting your shares during the Annual Meeting.

PROPOSAL 1: ELECTION OF DIRECTOR NOMINEES

The Board of Directors has nominated nine directors to serve a one-year term expiring at the 2022 annual meeting of stockholders and until their successors are duly elected and qualified. The following table provides summary information about each director nominee.

Director Nominee	Age	Director Since	Principal Occupation	Committee(s)
Jan A. Bertsch	64	2013	<ul style="list-style-type: none"> Former Chief Financial Officer, Owens-Illinois, Inc. Former Executive Vice President and Chief Financial Officer, Sigma-Aldrich Corporation Former Vice President and Principal Accounting Officer, Borg Warner, Inc. 	<ul style="list-style-type: none"> Audit and Finance, Chair Compensation
Gerhard F. Burbach	59	2018	<ul style="list-style-type: none"> Former President, Chief Executive Officer and Director of Thoratec Corporation Former leadership roles with Digirad Corporation, Philips Medical Systems, ADAC Laboratories, McKinsey & Company and CitiCorp 	<ul style="list-style-type: none"> Compensation
Rex D. Geveden	60	2017	<ul style="list-style-type: none"> President and Chief Executive Officer since 2017 Former Chief Operating Officer from October 2015 to December 2016 Former Associate Administrator of NASA 	<ul style="list-style-type: none"> None
James M. Jaska	70	2016	<ul style="list-style-type: none"> President, Valiant Integrated Services LLC Former President, Government for AECOM (formerly AECOM Technology Corporation) Former Director, President, Chief Financial Officer and Treasurer, Tetra Tech, Inc. 	<ul style="list-style-type: none"> Governance, Chair
Kenneth J. Krieg	60	2016	<ul style="list-style-type: none"> Founder and Principal, Samford Global Strategies Former Under Secretary of Defense for Acquisition, Technology and Logistics, as well as a variety of other roles with the Department of Defense 	<ul style="list-style-type: none"> None
Leland D. Melvin	57	2019	<ul style="list-style-type: none"> Former astronaut serving twice on space shuttle Atlantis as a mission specialist in support of the International Space Station Former NASA associate administrator for education 	<ul style="list-style-type: none"> Governance
Robert L. Nardelli	72	2014	<ul style="list-style-type: none"> Founder and CEO of XLR-8, LLC Former Senior Advisor to founder of Cerberus Capital Management, L.P. Former Chairman and CEO of Chrysler LLC Former Chairman, President and CEO of The Home Depot, Inc. 	<ul style="list-style-type: none"> Audit and Finance Governance
Barbara A. Niland	62	2016	<ul style="list-style-type: none"> Former Corporate Vice President and Chief Financial Officer of Huntington Ingalls Industries, Inc. ("HII"), a Fortune 500 shipbuilding company for the U.S. Navy and Coast Guard Over 30 year career with Northrop Grumman in roles of increasing responsibility, including the spin-off of HII in 2011 	<ul style="list-style-type: none"> Audit and Finance Compensation, Chair
John M. Richardson	61	2020	<ul style="list-style-type: none"> Former Chief of Naval Operations for the U.S. Navy Over 37 years of service in the U.S. Navy with service as Director of the Naval Nuclear Propulsion Program and command of the USS Honolulu nuclear submarine 	<ul style="list-style-type: none"> Audit and Finance Compensation

Our Board of Directors has determined that Mses. Bertsch and Niland and Messrs. Burbach, Jaska, Krieg, Melvin, Nardelli and Richardson are independent.

Approval of this proposal requires that a director nominee receive a majority of the votes cast at the Annual Meeting in order to be elected to the Board of Directors. In a contested election, director nominees are elected by a plurality of the votes cast by the shares of our common stock entitled to vote in the election of directors.

Our Board recommends that you vote FOR each of the director nominees.

PROPOSAL 2: ADVISORY VOTE ON THE COMPENSATION OF OUR NAMED EXECUTIVE OFFICERS

We hold an annual stockholder vote on executive compensation and are asking our stockholders to approve an advisory resolution for 2020 compensation. At the 2020 Annual Meeting of Stockholders, we received the support of our stockholders with 98.95% of the votes cast in favor of our executive compensation program. We encourage stockholders to read the Compensation Discussion and Analysis section of this proxy statement, which provides an overview of our compensation philosophy and how that philosophy was implemented in 2020. We believe that our executive compensation is reasonable and provides appropriate incentives to our executives to achieve results that we expect to drive stockholder value without encouraging excessive risk taking in business decisions.

Approval of this proposal requires the affirmative vote of a majority of our shares of common stock present in person or represented by proxy at the Annual Meeting and entitled to vote on this proposal.

Our Board recommends that you vote FOR the compensation of our Named Executive Officers on an advisory basis.

PROPOSAL 3: RATIFICATION OF AUDITORS

Our Board of Directors has ratified the decision of the Audit and Finance Committee to appoint Deloitte & Touche LLP (“Deloitte”) to serve as the independent registered public accounting firm to audit our financial statements for the year ending December 31, 2021. We are asking our stockholders to ratify this appointment. Below is summary information of Deloitte’s fees for fiscal years 2020 and 2019.

Service	2020	2019
Audit	\$ 2,549,954	\$ 2,490,000
Audit-Related	124,800	—
Tax	105,000	101,500
All Other	2,695	2,695
Total	\$ 2,782,449	\$ 2,594,195

Approval of this proposal requires the affirmative vote of a majority of the votes cast on this proposal.

Our Board recommends that you vote FOR the ratification of Deloitte as our independent registered public accounting firm for the year ending December 31, 2021.

BWX TECHNOLOGIES, INC.

800 Main Street, 4th Floor
Lynchburg, Virginia 24504

Proxy Statement for the 2021 Annual Meeting of Stockholders to be held on April 30, 2021

GENERAL INFORMATION

The Board of Directors (the "Board") of BWX Technologies, Inc. ("BWXT," the "Company," "we" or "us") has made these materials available to you over the Internet or, upon your request, has mailed you a printed version of these materials in connection with our 2021 Annual Meeting of Stockholders (the "Annual Meeting"), which will take place on April 30, 2021. We mailed the Notice of the Annual Meeting (or Proxy Statement if you requested a hard copy) to our stockholders on or about March 15, 2021, and our proxy materials were posted on the website referenced in the Notice on that same date.

HOW TO PARTICIPATE IN THE VIRTUAL ANNUAL MEETING

You are entitled to participate in our Annual Meeting if you were a stockholder of record at the close of business on March 8, 2021. This year's Annual Meeting will be held virtually via a live webcast. To attend and participate in the virtual Annual Meeting, please visit www.virtualshareholdermeeting.com/BWXT2021. You must enter the control number found on your proxy card, voting instruction form or notice you previously received.

Online access to the webcast will open 15 minutes prior to the start of the Annual Meeting to allow time for you to log-in and test your device. We encourage you to access the website in advance of the designated start time. The virtual meeting platform is supported across browsers and devices running the most updated version of applicable software and plug-ins. You should ensure you can hear streaming audio prior to the start of the meeting. If you encounter technical difficulties with the virtual meeting platform on the meeting day, please call the technical support number that will be posted on the meeting website.

You may vote during the Annual Meeting by following the instructions available on the virtual meeting website. If you are the beneficial owner of shares held in street name and you want to vote your shares during the Annual Meeting, you must obtain a valid proxy from your broker or nominee. You should contact your broker or nominee or refer to the instructions provided by your broker or nominee for further information. Whether or not you plan to attend the Annual Meeting, we urge you to vote and submit your proxy in advance of the Annual Meeting by one of the methods described in the proxy materials for the Annual Meeting. The proxy card included with the proxy materials may be used to vote your shares in connection with the Annual Meeting. We encourage you to submit your proxies as early as possible to avoid any processing delays.

Questions relevant to meeting matters will be taken live via webcast and answered during the meeting as time allows, to emulate an in-person question and answer session. Only stockholders with a valid control number will be allowed to ask questions. To ensure the meeting is conducted in a manner that is fair to all stockholders, the Chairman (or such other person designated by our Board) may exercise broad discretion in recognizing stockholders who wish to participate and determining whether inappropriate questions are rejected or edited, the order in which questions are asked, and the amount of time devoted to any one question. Further instructions on how to attend, participate in and vote at the virtual Annual Meeting, including how to demonstrate your ownership of our stock as of the record date, are available at the virtual meeting website.

VOTING INFORMATION

RECORD DATE AND WHO MAY VOTE

Our Board selected March 8, 2021 as the record date for determining stockholders of record entitled to vote at the Annual Meeting. This means that if you were a registered stockholder with our transfer agent and registrar, Computershare Trust Company, N.A., on the record date, you may vote your shares on the matters to be considered at the Annual Meeting. If your shares were held in street name on that date, you should refer to the instructions provided by your broker or nominee for further information. They are seeking your instructions on how you want your shares voted. Brokers holding shares in street name can vote those shares on routine matters if the beneficial owner has not provided voting instructions at least 10 days before the Annual Meeting. Under the rules of the New York Stock Exchange, the election of directors and the advisory vote on compensation of our named executive officers are not considered routine matters, which means that brokers may not vote your shares for such matters if you have not given your broker specific instructions as to how to vote and your shares will not be represented in those matters. Please be sure to give specific voting instructions to your broker.

On the record date, [95,140,313] shares of our common stock were outstanding. Each outstanding share of common stock entitles its holder to one vote on each matter to be acted on at the meeting.

HOW TO VOTE

Most stockholders can vote by proxy in three ways:

- by Internet at www.proxyvote.com;
- by telephone; or
- by mail.

Stockholder of Record

If you are a stockholder of record, you can vote your shares by voting by Internet, telephone, mailing in your proxy or during the Annual Meeting. You may give us your proxy by following the instructions included in the Notice or, if you received a printed version of these proxy materials, in the enclosed proxy card. If you want to vote by mail but have not received a printed version of these proxy materials, you may request a full packet of proxy materials through the instructions in the Notice. If you vote using either telephone or the Internet, you will save us mailing expense.

By giving us your proxy, you will be directing us how to vote your shares at the Annual Meeting. Even if you plan to attend the Annual Meeting, we urge you to vote now by giving us your proxy. This will ensure that your vote is represented at the Annual Meeting. If you do attend the Annual Meeting, you can change your vote at that time, if you then desire to do so.

Beneficial Owner

If you are the beneficial owner of shares held in street name, the methods by which you can access the proxy materials and give the voting instructions to the broker or nominee may vary. Accordingly, beneficial owners should follow the instructions provided by their brokers or nominees to vote by Internet, telephone or mail. If you want to vote by mail but have not received a printed version of these proxy materials, you may request a full packet of proxy materials as instructed by the Notice. If you want to vote your shares during the Annual Meeting, you must obtain a valid proxy from your broker or nominee. You should contact your broker or nominee or refer to the instructions provided by your broker or nominee for further information. Additionally, the availability of Internet or telephone voting depends on the voting process used by the broker or nominee that holds your shares.

You may receive more than one Notice or proxy statement and proxy card or voting instruction form if your shares are held through more than one account (e.g., through different brokers or nominees). Each proxy card or voting instruction form only covers those shares held in the applicable account. If you hold shares in more than one account, you will have to provide voting instructions for all of your accounts to vote all your shares.

HOW TO CHANGE YOUR VOTE OR REVOKE YOUR PROXY

Stockholders of Record

For stockholders of record, you may change your vote or revoke your proxy by written notice to our Corporate Secretary at our corporate headquarters, 800 Main Street, 4th Floor, Lynchburg, Virginia 24504, granting a new later dated proxy, submitting a later dated proxy by telephone or on the Internet, or by voting during the Annual Meeting. Unless you attend the Annual Meeting and vote your shares, you should change your vote using the same method

(by Internet, telephone or mail) that you first used to vote your shares. This will help the inspector of election for the Annual Meeting verify your latest vote.

Beneficial Owners

For beneficial owners of shares held in street name, you should follow the instructions in the information provided by your broker or nominee to change your vote or revoke your proxy. If you want to change your vote as to shares held in street name by voting during the Annual Meeting, you must obtain a valid proxy from the broker or nominee that holds those shares for you.

QUORUM

The Annual Meeting will be held only if a quorum exists. The presence at the Annual Meeting, in person or by proxy, of holders of a majority of our outstanding shares of common stock as of the record date will constitute a quorum. If you attend the Annual Meeting or vote your shares by Internet, telephone or mail, your shares will be counted toward a quorum, even if you abstain from voting on a particular matter. Shares held by brokers and other nominees as to which they have not received voting instructions from the beneficial owners and lack the discretionary authority to vote on a particular matter are called "broker non-votes" and will count for quorum purposes.

PROPOSALS TO BE VOTED ON AT THE ANNUAL MEETING

We are asking you to vote on the following proposals:

Proposal	Description	Board's Voting Recommendation
1	Election of nine director nominees to one-year terms	FOR EACH NOMINEE
2	Advisory vote on the compensation of our named executive officers	FOR
3	Ratification of Deloitte & Touche LLP as our independent registered public accounting firm for the fiscal year ending December 31, 2021	FOR

VOTE REQUIRED

Proposal 1: Election of Directors

For the proposal on the election of directors, a director nominee will be elected to the Board of Directors if the numbers of votes cast "FOR" the nominee exceeds the number of votes cast "AGAINST" at the Annual Meeting. You may vote "FOR" or "AGAINST" each director nominee or abstain from voting for one or more nominees. Abstentions and broker non-votes with respect to the election of directors will have no effect on the outcome and do not count as votes cast. Under our Bylaws, in the event of a contested election, the director nominees will be elected by the affirmative vote of a plurality of the votes cast by the shares of our common stock entitled to vote in the election of directors at the Annual Meeting.

Proposal 2: Advisory Vote on Executive Compensation

For the proposal on executive compensation, you may vote "FOR" or "AGAINST" or abstain from voting. This proposal requires the affirmative vote of a majority of the shares of our common stock present in person or represented by proxy at the Annual Meeting and entitled to vote on the matter in order to be adopted. Abstentions are counted for purposes of determining a quorum and are considered present and entitled to vote on this proposal. As a result, abstentions have the effect of an "AGAINST" vote. Broker non-votes will not be considered as entitled to vote on this proposal, even though they are considered present for purposes of determining a quorum and may be entitled to vote on other matters. As a result, broker non-votes will not have any effect on this proposal.

Proposal 3: Ratification of Independent Registered Public Accounting Firm

For the proposal to ratify the appointment of Deloitte as our independent registered public accounting firm, you may vote "FOR" or "AGAINST" or abstain from voting. This proposal requires the affirmative vote of a majority of the votes cast on the matter. Abstentions will not be considered as cast and, as a result, will not have any effect on the proposal.

HOW VOTES ARE COUNTED

Stockholders of Record

For stockholders of record, all shares represented by the proxies will be voted at the Annual Meeting in accordance with instructions given by the stockholders. Where a stockholder returns their proxy and no instructions are given with respect to a given matter, the shares will be voted: (1) "FOR" the election of directors; (2) "FOR" the approval of the compensation of our Named Executives on an advisory basis; (3) "FOR" the ratification of the appointment of Deloitte as our independent registered public accounting firm; and (4) in the discretion of the proxy holders upon such other business as may properly come before the Annual Meeting. If you are a stockholder of record and you do not return your proxy, no votes will be cast on your behalf on any of the items of business at the Annual Meeting.

Beneficial Owners

For beneficial owners of shares held in street name, the brokers or nominees holding shares for beneficial owners must vote those shares as instructed. Absent instructions from you, brokers, banks and nominees may vote your shares only as they decide as to matters for which they have discretionary authority under the applicable New York Stock Exchange rules. A broker, bank or nominee does not have discretion to vote on the election of directors or approval of the compensation of our Named Executives. If you do not instruct your broker, bank or nominee how to vote on those matters, no votes will be cast on your behalf on the election of directors or the advisory vote on executive compensation. Your broker will be entitled to vote your shares in its discretion, absent instructions from you, on the ratification of the appointment of Deloitte as our independent registered public accounting firm. Any shares of our common stock held in the Thrift Plan for Employees of BWXT and Participating Subsidiary and Affiliated Companies (our "Thrift Plan") that are not voted or for which Vanguard, as trustee of the Thrift Plan, does not receive timely voting instructions, will be voted in the same proportion as the shares for which Vanguard receives timely voting instructions from other participants in the Thrift Plan.

Other Matters

We are not aware of any other matters that may be presented or acted on at the Annual Meeting. If you vote by signing and returning the enclosed proxy card or using the Internet or telephone voting procedures, the individuals named as proxies on the card may vote your shares, in their discretion, on any other matter requiring a stockholder vote that comes before the Annual Meeting.

CONFIDENTIAL VOTING

All voted proxies and ballots will be handled to protect your voting privacy as a stockholder. Your vote will not be disclosed except:

- to meet any legal requirements;
- in limited circumstances such as a proxy contest in opposition to our Board;
- to permit independent inspectors of election to tabulate and certify your vote; or
- to adequately respond to your written comments on your proxy card.

SOLICITATION OF PROXIES

We have sent or provided access to the materials to you because our Board is soliciting your proxy to vote your shares at our Annual Meeting. We will bear all expenses incurred in connection with this proxy solicitation. We have engaged Alliance Advisors to assist in the solicitation for a fee of \$25,000. In addition, our officers and employees may solicit your proxy by telephone, facsimile transmission, electronic mail or in person, and they will not be separately compensated for such services. We solicit proxies to give all stockholders an opportunity to vote on matters that will be presented at the Annual Meeting. In this proxy statement, you will find information on these matters, which is provided to assist you in voting your shares. If your shares are held through a broker or other nominee (*i.e.*, in "street name") and you have requested printed versions of these materials, we have requested that your broker or nominee forward this proxy statement to you and obtain your voting instructions, for which we will reimburse them for reasonable out-of-pocket expenses. If your shares are held through our Thrift Plan and you have requested printed versions of these materials, the trustee of that plan has sent you this proxy statement and you should instruct the trustee on how to vote your Thrift Plan shares.

PROPOSAL 1: ELECTION OF DIRECTORS

Our Board of Directors is currently comprised of the ten members identified in the table below. In 2019, our stockholders approved the declassification of our Board to provide for the annual election of all directors. All directors but our one remaining Class III director will stand for election for a one-year term at the Annual Meeting, and all directors will stand for election for one-year terms at our 2022 annual meeting and thereafter.

10-Year Director Tenure Limit

In 2015, our Board adopted a 10-year director tenure policy that provides that (1) no person may be nominated to serve on the Board if they have more than 10 years of service prior to the date of such election and (2) a director is deemed to resign and retire at the next annual meeting of stockholders following the term in which 10 years of service is attained. See "10-Year Director Tenure Limit" under Corporate Governance — Board Function, Leadership and Executive Sessions below.

Director Name	Year Term Expires
Rex D. Geveden	2021
Leland D. Melvin	2021
Robert L. Nardelli	2021
Barbara A. Niland	2021
Jan A. Bertsch	2021
Gerhard F. Burbach	2021
James M. Jaska	2021
Kenneth J. Krieg	2021
John M. Richardson	2021
John A. Fees	2022

Director Qualifications

The table below highlights the qualifications, competency and experience of each director, including each nominee for election to our Board, that contributed to the Board's determination that each individual is uniquely qualified to serve on the Board. This high-level summary is not intended to be an exhaustive list of each director's skills or contributions.

Competency / Experience	Bertsch	Burbach	Fees	Geveden	Jaska	Krieg	Melvin	Nardelli	Niland	Richardson
Executive / Operating	●	●	●	●	●	●		●	●	●
Government, Nuclear or Manufacturing Industry	●	●	●	●	●	●	●	●	●	●
Financial / Strategic / M&A	●	●	●	●	●	●		●	●	
Technology / Scientific	●	●	●	●	●	●	●		○	●
Risk Management	●	●	●	●	●	○	●	●	●	●
Healthcare / FDA Regulatory		●			○					
Aerospace Industry				●		●	●			●
Safety and Environmental			●	●	●		●	○		●
Public Company CEO Experience		●	●	●				●		
Security and Information Technology	●	●	●	●	●	○	●	○	○	●
Governance	●	●	●	●	●	●		●	●	●
International	●	●	●	●	●	●	●	●	●	●
Other Current Public Company Boards	2	1	1	1	0	0	0	0	0	2

● = Competency; ○ = Experience

Director Nominees

On the nomination of our Board following the recommendation of the Governance Committee, the following nominees will each stand for election as a director for a one-year term expiring at the Annual Meeting of Stockholders for 2022 and until their successors are duly elected and qualified:

- Jan A. Bertsch
- Gerhard F. Burbach
- Rex D. Geveden
- James M. Jaska
- Kenneth J. Krieg
- Leland D. Melvin
- Robert L. Nardelli
- Barbara A. Niland
- John M. Richardson

Each nominee has consented to serve as a director if elected.

Unless otherwise directed, the persons named as proxies on the enclosed proxy card intend to vote "FOR" the election of each of the director nominees. If any nominee should become unavailable for election, the shares will be voted for such substitute nominee as may be proposed by our Board. We are not aware of any circumstances that would prevent any of the nominees from serving.

Set forth below is certain information for each director nominee up for election at the Annual Meeting and each continuing director of our Company who is not up for election. (Ages are as of the Annual Meeting.)

NOMINEES FOR ELECTION AT THE ANNUAL MEETING

Jan A. Bertsch
Independent Director
Director since 2013

Committees:

- **Audit and Finance (Chair)**
- **Compensation**

Professional Experience

- Ms. Bertsch, age 64, served as Chief Financial Officer of Owens-Illinois, Inc., a Fortune 500 manufacturer of glass and packaging products, from November 2015 to April 2019.
- Previously, Ms. Bertsch served as the Executive Vice President and Chief Financial Officer of Sigma-Aldrich Corporation, a leading life science and high technology company, from March 2012 to November 2015.
- Before joining Sigma-Aldrich, Ms. Bertsch served as Vice President, Controller and Principal Accounting Officer of Borg Warner, Inc., from August 2011 to February 2012 and as Vice President and Treasurer from December 2009 to July 2011.
- Prior to that, Ms. Bertsch spent several years as Senior Vice President, Treasurer and Chief Information Officer for Chrysler Group, LLC, and Chrysler LLC, where she worked proactively with a number of constituents to determine a solution to Chrysler's long-term viability.
- Ms. Bertsch has served on the Boards of Directors of Meritor, Inc. since September 2016, and Regal Beloit Corporation since June 2019.

Skills and Qualifications

- Ms. Bertsch has held numerous advisory roles in the academic, technological, and major manufacturing industries. With 40 years of experience, Ms. Bertsch brings extensive corporate finance, strategic planning, restructuring and international experience to our Board. The depth and breadth of her professional career in the life science, automotive and manufacturing industries, with a keen focus on operational enhancements, cost reduction strategies and revenue generation for Fortune 500 and Fortune 1000 companies, make her a valuable addition to the Board.



Gerhard F. Burbach
Independent Director
Director since 2018

Committee:

- **Compensation**

Professional Experience

- Mr. Burbach, age 59, was President, Chief Executive Officer and director of Thoratec Corporation, a company that develops, manufactures and markets proprietary medical devices used for circulatory support, from 2006 to 2014.
- Prior to that, he held executive leadership positions at Digirad Corporation, Philips Medical Systems, ADAC Laboratories, McKinsey & Company and CitiCorp.
- Mr. Burbach received a bachelor's degree in industrial engineering from Stanford University and a master's of business administration from Harvard Business School.
- Mr. Burbach serves on the board of directors of Fluidigm Corporation, a public company manufacturing and marketing innovative technologies for life sciences research, and is chairman of the board of directors of Procyron Inc., a private medical device company focused on the treatment of chronic heart failure. He also serves on the boards of Artelon, a private biomaterial developer used for tendon and ligament reconstruction, and Vascular Dynamics, Inc., a private medical device company developing innovative solutions for heart failure and hypertension.

Skills and Qualifications

- Mr. Burbach's leadership background with medical device companies provides our Board with a key external perspective and insight into our medical isotope business, including strategy, development, operations, customers and other stakeholders.



Rex D. Geveden
President, Chief Executive Officer
and Director
Director since 2017

Professional Experience

- Mr. Geveden, age 60, has served as President and Chief Executive Officer since January 2017, and served as our Chief Operating Officer from October 2015 until December 2016.
- Previously, Mr. Geveden was Executive Vice President at Teledyne Technologies Incorporated ("Teledyne"), a provider of electronic subsystems and instrumentation for aerospace, defense and other uses. There he led two of Teledyne's four operating segments since 2013, and concurrently served as President of Teledyne DALSA, Inc., a Teledyne subsidiary, since 2014. Mr. Geveden also served as President and Chief Executive Officer of Teledyne Scientific and Imaging, LLC (2011 to 2013) and President of both Teledyne Brown Engineering, Inc. and Teledyne's Engineered Systems Segment (2007 to 2011).
- Mr. Geveden is a former Associate Administrator of the National Aeronautics and Space Administration ("NASA"), where he was responsible for all technical operations within the agency's \$16 billion portfolio and served in various other positions with NASA in a career spanning 17 years.
- Mr. Geveden serves on the board of directors of TTM Technologies, Inc.

Skills and Qualifications

- Mr. Geveden has broad leadership and technical experience overseeing commercial manufacturing operations for publicly traded companies and high-consequence technology programs for the U.S. government. This experience, combined with his strategic vision, make him a valuable contributor to our Board of Directors.



James M. Jaska
Independent Director
Director since 2016
Committee:
 – *Governance (Chair)*

Professional Experience

- Mr. Jaska, age 70, currently serves as President and Chief Executive Officer of both GC Valiant LLC, a position he has held since February 2017, and Valiant Integrated Services LLC, a position he has held since January 2016. From July 2015 to January 2016, he served as Division President of Supreme Group LLC (now known as Valiant Integrated Services LLC).
- Previously, Mr. Jaska served in a variety of roles of increasing responsibility with AECOM (formerly AECOM Technology Corporation) over a 10-year period, including President, Government (2013-2014), President of Americas & Government (2011-2013), Division Executive Vice President (2009-2011), Group Chief Executive, Government Group (2005-2009) and Consultant (2004-2005).
- Mr. Jaska also held several positions with Tetra Tech, Inc., a global provider of professional technical services in engineering, applied sciences, resource management and infrastructure, including President and Director (2003-2004), President, Chief Financial Officer and Treasurer (2001-2003), Executive Vice President, Chief Financial Officer and Treasurer (2000-2001) and as Vice President, Chief Financial Officer and Treasurer (1994-2000).
- Mr. Jaska has also held leadership roles with Alliant Techsystems, Inc., Honeywell, Inc. and Ecolab.
- He holds a master's degree and a bachelor's degree from Western Illinois University.

Skills and Qualifications

- Mr. Jaska's leadership background with large technology and government services operations provides our Board with a key external perspective on our operations, customers and other stakeholders relevant to our businesses.



Kenneth J. Krieg
Lead Independent Director
Director since 2016
Committees:
 – *Ex officio member of each Committee*

Professional Experience

- Mr. Krieg, age 60, has served as the founder and Principal of Samford Global Strategies, a consulting practice focused on helping clients lead and manage through periods of strategic change, since 2007.
- Previously, Mr. Krieg served as the Under Secretary of Defense for Acquisition, Technology and Logistics from June 2005 to July 2007, in which role he was responsible for advising the Secretary of Defense on all matters relating to the Department of Defense acquisition system, research and development, advanced technology, developmental test and evaluation, production, logistics, installation management, military construction, procurement, environmental security, nuclear, chemical and biological matters.
- Mr. Krieg has also served in a variety of U.S. Department of Defense roles, including as Special Assistant to the Secretary and Director for Program Analysis & Evaluation and Executive Secretary of the Senior Executive Council, and served as Vice President and General Manager of International Paper Realty Inc.
- Mr. Krieg also worked in a number of defense and foreign policy assignments in Washington, DC, including positions at the White House, on the National Security Council Staff, and in the Office of the Secretary of Defense.
- He served on the Board of Directors of Tempus Applied Solutions Holdings, Inc. from April 2014 to November 2016, and on the Board of Directors of API Technologies, Inc. from August 2011 to April 2016.

Skills and Qualifications

- Mr. Krieg has significant experience overseeing major research, development and procurement programs for the U.S. Department of Defense. His background provides our Board of Directors with valuable insight into acquisition priorities and considerations of the U.S. Government, our single largest customer.



Leland D. Melvin
Independent Director
Director since 2019

Committee:
– Governance

Professional Experience

- Mr. Melvin, age 57, had a 24 year career with NASA as an astronaut and research scientist, including serving as mission specialist on two Space Shuttle Atlantis missions to the International Space Station.
- In addition, he served as a NASA Associate Administrator for Education for over four years and served as co-chair of the White House's Federal Coordination in STEM Education Task Force to develop education plans for STEM.
- Mr. Melvin served as a U.S. representative to the International Space Education Board, a global collaboration on space education among a number of government space agencies.
- He is a director of Star Harbor Space Training Academy, an immersive space training academy, and Trustee Emeritus of the University of Richmond Board of Trustees.
- Mr. Melvin received a B.S. in chemistry from the University of Richmond and an M.S. in materials science engineering from the University of Virginia.

Skills and Qualifications

- Mr. Melvin has 24 years of experience with NASA with extensive technical expertise in space exploration as both an astronaut and research scientist. This experience provides an external perspective and insight into the strategy, development, operations and stakeholders for our space propulsion and related programs.



Robert L. Nardelli
Independent Director
Director since 2014

Committees:
– Audit and Finance
– Governance

Professional Experience

- Mr. Nardelli, age 72, is the Founder and CEO of XLR-8, LLC, an investment and consulting company, which he formed in 2012.
- He has also served as a Senior Advisor at Emigrant Savings Bank since August 2015, and formerly served as Senior Advisor to the founder of Cerberus Capital Management, L.P. ("Cerberus"), a private equity firm, and held several senior positions with Cerberus and Cerberus Operations and Advisory Company, LLC from 2007 to August 2015.
- Mr. Nardelli served as Chairman and CEO of Chrysler LLC from 2007 until 2009 and served as Chairman, President and CEO of The Home Depot, Inc. from 2000 to 2007.
- Previously, Mr. Nardelli held several senior executive positions with General Electric Company.
- Mr. Nardelli has served on the boards of directors of The Home Depot (2000-2007), The Coca-Cola Company (2002-2005), Chrysler LLC (2007-2009) and Pep Boys – Manny, Moe and Jack (March 2015 – February 2016).

Skills and Qualifications

- Mr. Nardelli has over 40 years of global operating and financial experience, including with large publicly traded manufacturing companies. This experience combined with his past service on the boards of directors of several other publicly traded companies provides a meaningful perspective to our Board.



Barbara A. Niland
Independent Director
Director since 2016

Committees:
– Audit and Finance
– Compensation (Chair)

Professional Experience

- Ms. Niland, age 62, most recently served as Corporate Vice President and Chief Financial Officer of Huntington Ingalls Industries, Inc. (March 2011 to March 2016), a Fortune 500 shipbuilding company for the U.S. Navy and Coast Guard that was spun off from Northrop Grumman Corporation in 2011.
- Previously at Northrop Grumman, Ms. Niland served in a variety of roles of increasing responsibility over a career spanning over 37 years, including as Vice President and Chief Financial Officer, Shipbuilding; Vice President and Chief Financial Officer and Division Vice President - Finance.
- Ms. Niland holds a master's degree from the University of Maryland University College and a bachelor's degree from Towson University.

Skills and Qualifications

- Ms. Niland has over 30 years of financial and operations experience with shipbuilding and manufacturing operations for the U.S. Navy. Her tenure in senior financial leadership roles with one of our publicly traded peer companies provides our Board with valuable perspectives on our industry.



John M. Richardson
Independent Director
Director since 2020

Committees:
– Audit and Finance
– Compensation

Professional Experience

- Admiral Richardson, age 61, served as the 31st Chief of Naval Operations for the U.S. Navy from 2015 to 2019 and as its Director of the Naval Nuclear Propulsion Program from 2012 to 2015. As Chief of Naval Operations, he was responsible for the management of a \$160 billion budget covering 600,000 sailors and civilians, over 70 installations, 290 warships and over 2,000 aircraft worldwide.
- During his 37 years of service in the U.S. Navy, Admiral Richardson gained valuable operational and national security experience safely managing the Naval Nuclear Propulsion Program. He also served on four nuclear submarines, including commanding the submarine USS Honolulu, and served as naval aide to the President of the United States.
- Admiral Richardson earned a bachelor of science degree in physics from the U.S. Naval Academy, a master's degree in electrical engineering from the Massachusetts Institute of Technology and Woods Hole Oceanographic Institution and a master's degree in National Security Strategy from the National War College.
- Admiral Richardson serves on the Board of Directors of The Boeing Company and Exelon Corporation.

Skills and Qualifications

- Admiral Richardson brings extensive expertise in nuclear, safety, regulation, operations management and oversight of complex, high-risk systems, as well as extensive national security experience. His unique understanding of the U.S. government, our single largest customer, and his service on other public company boards of directors provide valuable perspectives on our business and industry.

RECOMMENDATION AND VOTE REQUIRED

Our Board recommends that stockholders vote "FOR" each of the director nominees. The proxy holders will vote all proxies received FOR each of the director nominees unless instructed otherwise. Approval of this proposal requires that the number of votes cast "FOR" exceeds the number of votes cast "AGAINST" at the Annual Meeting. Abstentions and broker non-votes with respect to the election of directors will have no effect on the outcome and do not count as votes cast. Under our Bylaws, in the event of a contested election, the director nominees will be elected by the affirmative vote of a plurality of the votes cast by the shares of our common stock entitled to vote in the election of directors at the Annual Meeting.

OTHER DIRECTOR (term expires in 2022; not up for election at the 2021 Annual Meeting)



John A. Fees
Non-Executive Chairman
Director since 2010

Professional Experience

- Mr. Fees, age 63, has served as the Non-Executive Chairman of our Board of Directors since May 2018. Prior to that he served as our Executive Chairman since the June 2015 spin-off of our former Power Generation business.
- Previously, he served as our Non-Executive Chairman from July 2010 to May 2015.
- From October 2008 to July 2010, he was Chief Executive Officer and a director of our former parent company, McDermott International, Inc. ("McDermott"), where he led the company and McDermott's board through the separation of the company into two publicly traded companies by the spin-off of BWXT to McDermott's shareholders.
- Prior to becoming McDermott's Chief Executive Officer in 2008, Mr. Fees led a distinguished career at BWXT for over 31 years. During his time with BWXT, Mr. Fees held numerous management and executive positions within BWXT when it was a McDermott subsidiary.
- Mr. Fees serves on the board of directors of Brookfield Infrastructure Partners.

Skills and Qualifications

- Mr. Fees has critical expertise in government businesses, management of international businesses, development of technology, and nuclear technology. He served as the Chief Executive Officer and director of McDermott, our former parent company, and maintains key relationships important to our business. He has led initiatives to acquire key assets for the Company, divest under-performing businesses, and create significant shareholder value in the BWXT operating businesses. All of these attributes make him well qualified to serve as Non-Executive Chairman of the Board of BWXT.

CORPORATE GOVERNANCE

We maintain a corporate governance section on our website, which contains copies of our principal governance documents. The corporate governance section may be found at www.bwxt.com under “Investors — Corporate Governance.” The corporate governance section includes the following documents:

- Amended and Restated Bylaws
- Corporate Governance Principles
- Code of Business Conduct
- Code of Ethics for Chief Executive Officer and Senior Financial Officers
- Director Conflict of Interest Policy
- Audit and Finance Committee Charter
- Compensation Committee Charter
- Governance Committee Charter

DIRECTOR INDEPENDENCE

The Board has established categorical standards, which conform to the independence requirements in the New York Stock Exchange (“NYSE”) listing standards, to assist it in determining director independence. These standards are contained in the Corporate Governance Principles found on our website at www.bwxt.com under “Investor Relations — Corporate Governance.”

Based on these independence standards, our Board has determined that the following eight directors are independent and meet our categorical standards:

- | | | |
|----------------------|----------------------|----------------------|
| • Jan A. Bertsch | • Kenneth J. Krieg | • Barbara A. Niland |
| • Gerhard F. Burbach | • Leland D. Melvin | • John M. Richardson |
| • James M. Jaska | • Robert L. Nardelli | |

In determining the independence of the directors, our Board considered ordinary course transactions between us and other entities with which the directors are associated. None were determined to constitute a material relationship with us.

The Board also determined that Messrs. Fees and Geveden, who serve or served in the past three years as an executive of the Company, are not independent directors. Accordingly, we currently have a supermajority of independent directors (eight of ten, or 80%) in compliance with our Corporate Governance Guidelines which require a majority of independent directors.

BOARD FUNCTION, LEADERSHIP STRUCTURE AND DIRECTOR TENURE LIMIT

The mission of our Board is to promote the best interests of the Company’s stockholders through oversight of the management of the Company’s business and affairs. The Board believes that its corporate governance policies and practices provide independent oversight and accountability of management. The Company’s Corporate Governance Principles and Committee Charters provide for a number of processes and practices, including the 10-year director tenure limit; appointment of a Lead Independent Director; executive sessions of the independent directors without management at each regular Board meeting; a majority of independent directors; and an Audit and Finance Committee, Compensation Committee and Governance Committee, each comprised exclusively of independent directors.

Chairman and Chief Executive Officer Roles

Our Board does not have a policy requiring that the positions of Chairman and Chief Executive Officer be separate or be occupied by the same individual. Our Board believes that this is properly addressed as part of the succession planning process and that it is in the best interests of the Company for the Board to make a determination on these matters when it elects a new Chief Executive Officer, appoints a new Chairman of the Board or at other times. Currently, the roles are separate, with Mr. Fees serving as our Non-Executive Chairman and Mr. Geveden as our Chief Executive Officer. Our Board believes that this leadership structure is appropriate for us at this time because it allows Mr. Fees and Mr. Geveden to share responsibility for setting our strategic direction, while also allowing Mr. Geveden to focus on our day-to-day operations and communicating with our stockholders and other stakeholders. This leadership structure also allows Mr. Fees, who has over 30 years of experience with the Company and prior public company board service, to set the Board’s agenda, in coordination with Mr. Krieg, our Lead Independent Director, and lead the Board in its oversight of management.

Lead Independent Director

Our independent directors appointed Kenneth J. Krieg as Lead Independent Director in 2019 and he:

- presides over all Board meetings at which the Chairman is not present and all executive sessions attended only by independent directors;
- serves as liaison between the independent directors, on the one hand, and the Chief Executive Officer and the Chairman, on the other;
- reviews and approves the Board meeting agendas and meeting schedules to assure that there is sufficient time for discussion of all agenda items;
- advises the Chairman regarding the quality, quantity and timeliness of information sent by management to the directors;
- oversees the regular meetings of our independent directors in executive session without management;
- has the authority to call meetings of the independent directors; and
- if requested by major stockholders, ensures that he is available for consultation and direct communication.

10-Year Director Tenure Limit

Our Bylaws provide that (1) a person shall not be nominated for election or reelection to our Board if such person will have served as a director for 10 years prior to the date of election or re-election (as measured from the date of the Bylaw amendment, July 1, 2015) and (2) any director who attains 10 years of service during his or her term shall be deemed to have resigned and retired at the first annual meeting following his or her attainment of 10 years of service as a director.

THE ROLE OF THE BOARD IN SUCCESSION PLANNING

The Board believes effective succession planning, particularly for the Chief Executive Officer, is important to the continued success of the Company. As a result, the Board regularly reviews and discusses succession planning for the Chief Executive Officer, the Named Executives and other executive officers during executive sessions of Board meetings. The Governance Committee assists the Board in the area of succession planning, in particular, with respect to succession planning for the Chief Executive Officer. From time to time, the Board also retains an executive search firm as part of its normal succession planning function.

THE ROLE OF THE BOARD IN ESG OVERSIGHT

The BWXT Board of Directors believes that a commitment to environmental, social and governance ("ESG") enhances shareholder value. To ensure effective governance, our policies include tenure limits, gender diversity, a no hedging/pledging policy for company securities and maintaining a lead independent director, among other things. In addition, we seek opportunities to engage with stockholders for input on current and emerging areas of focus.

The Board believes that the effective oversight of the Company's ESG objectives and metrics is best accomplished by the Board and each of its Committees. The Board oversees and monitors execution upon the Company's strategy and corporate purpose, safety and security performance, succession planning and overall sustainability efforts. The Audit and Finance Committee oversees and receives regular updates on litigation and environmental matters, regulatory compliance, and training, concerns and violations relating to the Code of Business Conduct. The Compensation Committee oversees and receives regular reports on compensation and benefits, and has maintained ESG performance (safety goals) for all participants in the Company's annual incentive plans since 2015.

The Governance Committee has primary responsibility for ESG matters and oversees and receives regular reports on the Company's corporate governance, human capital management, diversity and inclusion, cybersecurity and other ESG matters. The executive officers have responsibility for execution and implementation of the Company's ESG program and have established a Diversity and Inclusion Committee of employees who review and report to senior management on these matters and potential actions to encourage diversity and inclusion throughout the Company.

THE ROLE OF THE BOARD IN RISK OVERSIGHT



As part of its oversight function, the Board monitors the risks that we face. The diagram at left provides a summary of the risk oversight allocation among the Board and its Committees.

We maintain an enterprise risk management ("ERM") program administered by our Risk Management group. The program facilitates the process of reviewing key external, strategic, operational, safety, security and financial risks as well as monitoring the effectiveness of risk mitigation. Information on the ERM program is presented to senior management and the Board on a quarterly basis. The Board is updated quarterly on safety.

The Audit and Finance Committee assists the Board in fulfilling its oversight responsibility in the areas of financial reporting, ethics and compliance, litigation and environmental risks and by meeting quarterly with management to review these risk exposures and discuss BWXT's policies and guidelines concerning risk assessment and management.

The Compensation Committee also assists the Board with this function by assessing risks associated with our compensation programs in consultation with management and the Committee's outside compensation consultant. The Compensation Committee has included an ESG performance metric (safety) in our annual incentive plans since 2015 to emphasize continuous focus on our safety performance.

The Governance Committee assists the Board by assessing risks associated with ESG (including diversity and inclusion and human capital management), corporate governance and cybersecurity and receives quarterly briefings on these topics. The Chief Information Officer provides quarterly updates to the Governance Committee regarding cybersecurity and data security risks, enhancements and training.

CODE OF BUSINESS CONDUCT

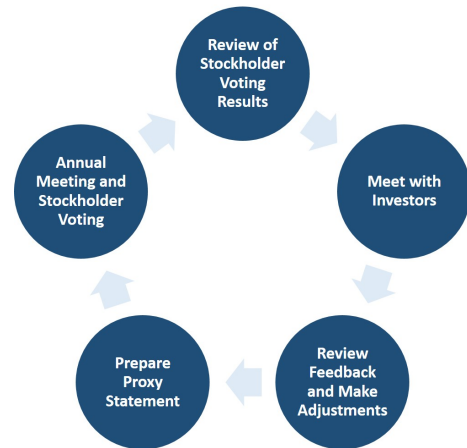
Our Code of Business Conduct ("Code") applies to all directors, officers and employees, including our chief executive officer, chief financial officer, chief accounting officer, executive officers and Named Executives, and provides the ethical guidelines and expectations for conducting our business. In addition, we expect our suppliers, vendors, contractors, agents, representatives, consultants and joint venture partners (our "Partners") to behave in the ethical manner described in our Code when doing work for the Company. The Code encourages our employees and Partners to speak up to clarify a policy, identify questionable conduct and report any violations through their supervisor, manager, Human Resources, Legal or Ethics and Compliance representative. Employees, Partners and third parties may also use the BWXT Help Line, which is managed by a third party and available 24 hours a day, seven days a week, to report any questions or concerns in a secure, confidential and (if desired) anonymous format. The Code prohibits retaliation against anyone who makes a good faith report of an alleged violation of our Code or policies. The Audit and Finance Committee receives quarterly reports on training, concerns and violations related to the Code. Our Code satisfies the requirements for a "code of ethics" within the meaning of Securities and Exchange Commission ("SEC") rules. A copy of the Code is posted on our website, www.bwxt.com under "About Us – Corporate Citizenship – Ethics and Compliance." We will post any amendments to the Code, or waivers of the provisions thereof, to our website. A copy of the Code is also available to stockholders upon request, addressed to the Corporate Secretary at 800 Main Street, 4th Floor, Lynchburg, Virginia 24504.

Training

All employees are provided with a copy of the Code and required to certify their understanding and compliance with the Code annually. In addition, mandatory Code training is provided to all employees and directors at least annually. This training is part of the Company's broader training program administered by the Ethics and Compliance Department, including online and in-person training. Topics covered have included, among other things, diversity and inclusion, sexual harassment, cybersecurity, anti-corruption and anti-bribery, and export controls.

STOCKHOLDER ENGAGEMENT

We make it a priority to engage with our stockholders and have continued our stockholder engagement activities in 2020. Since the 2020 Annual Meeting of Stockholders, we conducted a stockholder engagement program and solicited stockholders holding approximately 76% of our outstanding shares to discuss, among other topics, environmental, social, governance and compensation matters. As a result of this outreach, we were able to have conversations with and seek feedback from stockholders representing approximately 20% of our outstanding shares. The feedback received from our stockholder outreach program is reported to the Audit and Finance Committee, Compensation Committee and Governance Committee, as appropriate, and informs Board and Committee discussions and decisions on ESG matters, among other things.



Stockholder Feedback and Actions Taken in 2020

In 2020, we received stockholder feedback regarding our ESG disclosure and have enhanced our disclosure through the publication of our first sustainability report in February 2021, which provides additional environmental and social disclosure, including metrics, and is available on our website. In addition, our Board of Directors proposed the 2020 Omnibus Incentive Plan, which was approved by stockholders at the 2020 Annual Meeting. Addressing stockholder comments, the 2020 Omnibus Incentive Plan provides for double-trigger vesting of equity awards in the event of a change in control, requiring the termination of a participant's employment following a change in control to accelerate vesting of the award.

COMMUNICATION WITH THE BOARD

Stockholders or other interested persons may send written communications to the independent members of our Board, addressed to Board of Directors (independent members), c/o BWX Technologies, Inc., Corporate Secretary's Office, 800 Main Street, 4th Floor, Lynchburg, Virginia 24504. All such communications shall be forwarded to the independent directors for their review, except for communications that (1) are unrelated to the Company's business, (2) contain improper commercial solicitations, (3) contain material that is not appropriate for review by the Board based upon the Company's Bylaws and the established practice and procedure of the Board, or (4) contain other improper or immaterial information. Information regarding this process is posted on our website at www.bwxt.com under "Investors — Corporate Governance."

BOARD MEETINGS AND COMMITTEES

Director Attendance at Board and Annual Meetings of Stockholders

Our Board met five times during 2020. Each director attended 100% of the meetings of the Board and of the committees on which they served during the time they served on the Board in 2020. In addition, as reflected in our Corporate Governance Principles, we have adopted a policy that each member of our Board must make reasonable efforts to attend our Annual Meeting. All of our current directors, who were directors at the time of the meeting, attended the 2020 Annual Meeting of Stockholders.

Committees of the Board

The Board has established an Audit and Finance Committee, Compensation Committee and Governance Committee in accordance with the applicable NYSE and SEC requirements. Each Committee is comprised exclusively of independent directors as determined by the Board in accordance with the NYSE listing standards. Each of these committees has a written charter approved by the Board and available on our website at www.bwxt.com under "Investors — Corporate Governance." The current members of the committees are identified below.

Audit and Finance Committee	2020 Meetings: 4
Jan Bertsch (Chair), Robert Nardelli, Barbara Niland and John Richardson*	100% Independent
* Admiral Richardson was appointed to the Committee, effective December 16, 2020.	

Our Audit and Finance Committee's role is financial and risk oversight. Management is responsible for preparing financial statements, and our independent registered public accounting firm is responsible for auditing those financial statements. The Audit and Finance Committee is not providing any expert or special assurance as to our financial statements or any professional certification as to the independent registered public accounting firm's work. The Audit and Finance Committee is responsible for the following:

- Appoint, retain and oversee our independent registered public accounting firm and its audit process;
- Monitor the effectiveness of our financial reporting processes and disclosure and internal controls;
- Review our audited financial statements with management and our independent registered public accounting firm;
- Review and evaluate the scope and performance of the internal audit function;
- Review our policies and procedures regarding ethics and compliance, as well as training, concerns and violations related to our Code of Business Conduct; and
- Review of our exposure to various risks, including financial, litigation, environmental and regulatory risks.

Our Board has determined that Mses. Bertsch and Niland and Messrs. Nardelli and Richardson are each "financially literate" as defined by the NYSE and each qualify as an "audit committee financial expert" within the definition established by the SEC. For more information on the backgrounds of these directors, see their biographical information under "Proposal 1: Election of Directors" above. For more information on the Audit and Finance Committee, see "Audit and Finance Committee Report" and "Proposal 3: Ratification of Auditors" below.

Compensation Committee	2020 Meetings: 5
<p>Barbara Niland (Chair), Jan Bertsch, Gerhard Burbach and John Richardson*</p>	<p>100% Independent</p>
<p>* Admiral Richardson was appointed to the Committee, effective December 16, 2020.</p>	
<p>The Compensation Committee has overall responsibility for our executive and non-employee director compensation plans, policies and programs. The Compensation Committee also oversees the annual evaluation of our Chief Executive Officer, in conjunction with the Governance Committee, and makes compensation recommendations to the independent directors of the Board. The Compensation Committee regularly reviews the design of our significant compensation programs with the assistance of its compensation consultant.</p>	
<p>The Compensation Committee administers our Executive Incentive Compensation Plan (the "EICP"), under which it awards annual cash-based incentive compensation to our officers based on the attainment of annual performance goals. Our Compensation Committee approves, among other things, the target EICP compensation, as well as the financial and safety goals for each officer. The Committee recommends to the independent members of the Board individual goals for EICP compensation for our Chief Executive Officer. Our Chief Executive Officer establishes EICP individual goals for the Presidents of principal operating groups and other executive officers. The Compensation Committee also administers our 2010 Long-Term Incentive Plan (as amended, the "2010 LTIP") and 2020 Omnibus Incentive Plan (the "2020 Plan," and together with the 2010 LTIP, the "Incentive Plans"), and may delegate some of its duties (other than awards to directors under the Incentive Plans) to our Chief Executive Officer or other senior officers. The Compensation Committee evaluates the Chief Executive Officer's performance under the EICP and the Incentive Plans and recommends payouts under such plans and other compensation changes to the independent members of the Board.</p>	
<p>The Board has determined that each member of the Compensation Committee is (i) independent, as independence for compensation committee members is defined by the NYSE, (ii) a "non-employee director" for purposes of Section 16b-3 of the Exchange Act, and (iii) an "outside director" for purposes of 162(m) of the Internal Revenue Code.</p>	
<p>Executive Compensation Consultant</p>	
<p>The Compensation Committee has the authority to retain, terminate, compensate and oversee any compensation consultant ("Compensation Consultant") or other advisors to assist the committee in the discharge of its responsibilities. The Compensation Committee has engaged Exequity LLP ("Exequity") as its outside Compensation Consultant. For 2020, Exequity assisted the Compensation Committee with:</p>	
<ul style="list-style-type: none"> • advice and analysis on the design, structure and level of executive and director compensation and incentive plans; • review of market survey and proxy compensation data for benchmarking; • advice on external market factors and evolving compensation trends; and • assistance with regulatory compliance and changes regarding compensation matters. 	
<p>Exequity attends the Compensation Committee meetings, including executive sessions. Although Exequity works with our management on various matters for which the Compensation Committee is responsible, our management does not direct or oversee the retention or activities of Exequity.</p>	
<p>See the "Compensation Discussion and Analysis" and "Compensation of Executive Officers" sections of this proxy statement for information about our 2020 executive officer compensation, including a discussion of the role of the Compensation Consultant.</p>	
<p>Compensation Committee Interlocks and Insider Participation</p>	
<p>No director who served as a member of the Compensation Committee during the year ended December 31, 2020 (i) was during such year, or had previously been, an officer or employee of BWXT or any of our subsidiaries, or (ii) had any material interest in a transaction of BWXT or a business relationship with, or any indebtedness to, BWXT. None of our executive officers have served as members of a compensation committee (or if no committee performs that function, the board of directors) of any other entity that has an executive officer serving as a member of our Board.</p>	

Governance Committee	2020 Meetings: 4
James Jaska (Chair), Leland Melvin and Robert Nardelli	100% Independent
<p>The Governance Committee has overall responsibility to:</p> <ul style="list-style-type: none"> • establish and assess director qualifications; • review the composition of the Board and recommend director nominees for election; • lead the Board's oversight of ESG issues within the Company, including diversity and inclusion; • oversee the annual self-evaluation process for our Board and Committees, as well as the Chief Executive Officer in conjunction with our Compensation Committee; • evaluate director orientation and director education programs; and • monitor governance and cybersecurity risks. <p>This committee will consider individuals recommended by stockholders for nomination as directors in accordance with the procedures described under "Stockholders' Proposals."</p>	
<p>Director Evaluation and Nomination Process</p> <p>Our Governance Committee is responsible for assessing the qualifications, skills and characteristics of candidates for election to the Board. In making this assessment, the Governance Committee generally considers a number of factors, including each candidate's:</p> <ul style="list-style-type: none"> • professional and personal experiences and expertise in relation to (i) our businesses and industries and (ii) the experiences and expertise of other Board members; • integrity and ethics in his/her personal and professional life; • professional accomplishments in his/her field; • personal, financial or professional interests in any competitor, customer or supplier of ours; • preparedness to participate fully in Board activities, including active membership on at least one Board committee and attendance at, and active participation in, meetings of the Board and the committee(s) of which he or she is a member, and any other personal or professional commitments that would, in the Governance Committee's sole judgment, interfere with or limit his or her ability to do so; • willingness to apply for and ability to obtain and retain an appropriate Department of Defense or Department of Energy security clearance; and • ability to contribute positively to the Board and any of its committees. <p>The Board recognizes the benefits of a diverse board and requires any search for potential director candidates should consider diversity as to gender, ethnic background, education, viewpoint and personal and professional experiences. Our Board includes three directors (30% of the Board) who are diverse by gender, race or ethnicity.</p> <p>The Governance Committee solicits ideas for possible candidates from a number of sources — including members of the Board, our Chief Executive Officer and other senior level executive officers, individuals personally known to the members of the Board and independent director candidate search firms.</p> <p>In addition, any stockholder may nominate one or more persons for election as one of our directors at an annual meeting of stockholders if the stockholder complies with the notice, information and consent provisions contained in our Bylaws. See "Stockholders' Proposals" in this proxy statement and our Bylaws, which may be found on our website at www.bwxt.com at "Investors — Corporate Governance."</p> <p>The Governance Committee will evaluate properly identified candidates, including nominees recommended by stockholders. The Governance Committee also takes into account the contributions of incumbent directors as Board members and the benefits to us arising from the experience of incumbent directors on the Board. Although the Governance Committee will consider candidates identified by stockholders, the Governance Committee has sole discretion whether to recommend those candidates to the Board.</p>	

COMPENSATION OF DIRECTORS

The table below summarizes the compensation earned by or paid to our non-employee directors only for services as a member of our Board for the year ending December 31, 2020. The Compensation Committee of our Board, in coordination with its Compensation Consultant, conducts an annual benchmarking analysis of our Board's non-employee director compensation in comparison to two comparator groups — our custom peer group used for executive compensation benchmarking and a general industry reference group of 100 companies, for which the Company is the median based on revenue. Following this analysis in 2020, our Board, upon the recommendation of the Compensation Committee, determined to leave the 2020 compensation for non-employee directors unchanged after giving consideration to director refreshment and recruitment factors, based on the Company's current positioning relative to both comparator groups. See "Fees Earned or Paid in Cash" below.

Directors who are also our employees do not receive any compensation for their service as directors. For information regarding the compensation of our Chief Executive Officer, our only employee director, see "Compensation of Executive Officers" on the following pages.

DIRECTOR COMPENSATION TABLE FOR 2020

Name of Non-Employee Director	Fees Earned or Paid in Cash ⁽¹⁾	Stock Awards ⁽²⁾	All Other Compensation ⁽³⁾	Total
Jan A. Bertsch	\$ 115,000	\$ 119,960	\$ 3,062	\$ 238,022
Gerhard F. Burbach	90,000	119,960	2,961	212,921
John A. Fees	190,000	119,960	1,557	311,517
James A. Jaska	105,000	119,960	2,961	227,921
Kenneth J. Krieg	115,000	119,960	2,961	237,921
Leland D. Melvin	90,000	119,960	1,557	211,517
Robert L. Nardelli	90,000	119,960	2,961	212,921
Barbara A. Niland	105,000	119,960	3,062	228,022
John M. Richardson ⁽⁴⁾	11,495	44,491	—	55,986

(1) See "Fees Earned or Paid in Cash" below for a discussion of the amounts reported in this column.

(2) See "Stock Awards" below for a discussion of the amounts reported in this column.

(3) See "All Other Compensation" below for a discussion of the amounts reported in this column.

(4) Adm. Richardson was appointed to the Board on December 16, 2020.

During 2020, non-employee director compensation generally consisted of cash and equity. The compensation of our non-employee directors under our current non-employee director compensation program is described in more detail below.

Annual Director Compensation (All amounts in cash, except stock award)	Amount
Retainer for Non-Employee Directors	\$ 90,000
Stock Award for Non-Employee Directors	120,000
Non-Executive Chairman	100,000
Lead Independent Director	25,000
Chair of the Audit and Finance Committee	25,000
Chairs of the Compensation Committee and Governance Committee	15,000

Fees Earned or Paid in Cash. Under our current director compensation program, non-employee directors are eligible to receive the above annual retainer amounts, paid in quarterly installments (pro-rated for partial terms). Under our Supplemental Executive Retirement Plan (as amended and restated, "SERP"), directors may elect to defer the payment of up to 100% of their annual retainer and fees. Amounts elected to be deferred are credited as a bookkeeping entry into a notional account, which we refer to as a deferral account. The balance of a director's deferral account consists of deferral contributions made by the director and hypothetical credited gains or losses attributable to investments elected by the director, or by our Compensation Committee if the director fails to make investment elections. Directors are 100% vested in their deferral accounts at all times. Ms. Bertsch and Messrs. Jaska, Krieg and Nardelli elected to defer 100% of their cash retainer in 2020. No other directors made a deferral.

election with respect to their cash retainer in 2020. Amounts reported in the Director Compensation Table include amounts deferred in 2020.

Stock Awards. In addition to the cash payments provided to our directors, each non-employee director was entitled to receive a number of restricted stock units equal to \$120,000 (prorated by quarter for partial terms) divided by the closing price of our common stock on the grant date, rounded down to the nearest whole share. The awards of restricted stock units were granted under our 2020 Omnibus Incentive Plan and vested immediately on the date of grant. Directors are required to retain shares equivalent to five times (5x) the annual cash retainer pursuant to our stock ownership requirements. As a result, all of our non-employee directors own equity in the Company.

The amounts reported in the "Stock Awards" column represent the grant date fair value computed in accordance with FASB ASC Topic 718. Grant date fair values are determined using the closing price of our common stock on the date of grant. Each non-employee director, except for Adm. Richardson, received an annual equity grant of 2,133 restricted stock units on May 7, 2020 with a grant date fair value of \$119,960 based on the closing price of our common stock of \$56.24 per share. Adm. Richardson joined the Board on December 16, 2020 and received a pro-rated annual equity grant of 729 restricted stock units on that date with a grant date fair value of \$44,491 based on the closing price of our common stock of \$61.03 per share. There were no unvested stock awards or unexercised option awards (whether or not exercisable) held by the non-employee directors as of December 31, 2020. No option awards were granted to directors in 2020.

Under our 2010 LTIP and 2020 Omnibus Incentive Plan, directors may elect to defer payment of all or a portion of their stock awards. Ms. Bertsch and Messrs. Burbach, Fees, Krieg and Nardelli each elected to defer 100% of their 2020 stock awards. Amounts reported in the Director Compensation Table include amounts deferred in 2020.

All Other Compensation. We have a travel and reimbursement policy pursuant to which we reimburse directors for travel and other expenses incurred in connection with business of the Board. The presence of a director's spouse may be appropriate or necessary at certain meetings, conferences or other business-related functions. In those cases, pursuant to our policy, we pay the travel, meals and other expenses of the director's spouse incurred while attending such functions. Pursuant to our reimbursement policy, to the extent the expenses of a spouse are imputed to the director as income, we will also reimburse the director for the taxes resulting from any such imputed income. In 2020, the incremental cost to the Company to provide reimbursement for spousal travel, meals, activities and other expenses under our policy, together with the value of board gifts, was less than \$10,000 per director and in the aggregate. The aggregate cost for all non-employee directors as a group and the aggregate amount paid to all non-employee directors as a group for reimbursement of taxes on imputed income were \$17,014 and \$9,993, respectively. The amounts reported in this column include tax reimbursements for Ms. Bertsch (\$1,133), Mr. Burbach (\$1,096), Mr. Fees (\$576), Mr. Jaska (\$1,096), Mr. Krieg (\$1,096), Mr. Melvin (\$576), Mr. Nardelli (\$1,096) and Ms. Niland (\$1,133).

NAMED EXECUTIVE PROFILES

The following profiles provide summary information regarding the experience of our Chief Executive Officer, our Chief Financial Officer and our three other most highly compensated executive officers who were employed by BWXT as of December 31, 2020. The Named Executive profiles provide professional experience, tenure with the Company and age as of the Annual Meeting.



Rex D. Geveden
President, Chief Executive Officer
and Director

Professional Experience

Tenure with BWXT: 6 years

- Mr. Geveden, age 60, has served as President and Chief Executive Officer since January 2017, and served as our Chief Operating Officer from October 2015 until December 2016.
- Previously, Mr. Geveden was Executive Vice President at Teledyne Technologies Incorporated ("Teledyne"), a provider of electronic subsystems and instrumentation for aerospace, defense and other uses. There he led two of Teledyne's four operating segments since 2013, and concurrently served as President of Teledyne DALSA, Inc., a Teledyne subsidiary, since 2014. Mr. Geveden also served as President and Chief Executive Officer of Teledyne Scientific and Imaging, LLC (2011 to 2013) and President of both Teledyne Brown Engineering, Inc. and Teledyne's Engineered Systems Segment (2007 to 2011).
- Mr. Geveden is a former Associate Administrator of NASA, where he was responsible for all technical operations within the agency's \$16 billion portfolio and served in various other positions with NASA in a career spanning 17 years.
- Mr. Geveden serves on the board of directors of TTM Technologies, Inc.



David S. Black
Senior Vice President and Chief
Financial Officer

Professional Experience

Tenure with BWXT: 30 years

- Mr. Black, age 59, was appointed as Senior Vice President and Chief Financial Officer upon the completion of our spin-off in June 2015 and prior to that served as our Vice President and Chief Accounting Officer since July 2010.
- Previously, Mr. Black served as our Vice President and Controller (2007 to 2010) and Vice President and Controller of our Government Group (2003 to 2007).
- He joined BWXT in 1991 as General Accounting Manager for the Nuclear Environmental Services Division. Other positions he held with BWXT include Financial Services Manager for the ASD Service Center Division, Controller for BWXT Federal Services, Inc., and Controller for BWXT Services, Inc.



Thomas E. McCabe
Senior Vice President, General
Counsel, Chief Compliance Officer
and Secretary

Professional Experience

Tenure with BWXT: 3 years

- Mr. McCabe, age 66, has served as our Senior Vice President, General Counsel, Chief Compliance Officer and Secretary since July 2018.
- Prior to joining BWXT, Mr. McCabe served as Executive Vice President, General Counsel, Chief Compliance Officer and Secretary (or similar roles) of Orbital ATK, Inc. (and its predecessor, Orbital Sciences Corporation) from 2014 to 2018.
- He served as Senior Vice President, General Counsel and Secretary of Alion Science and Technology Corp., an advanced engineering and technology solutions provider, from 2010 to 2014. From 2008 to 2010, he was Executive Vice President and General Counsel, and President of the federal business, of Braintech, Inc., an automated vision systems for industrial and military robots.
- Previously, Mr. McCabe held legal roles with XM Satellite Radio, COBIS Corporation and what is now AT&T Government Solutions, and was CEO and a member of the board of directors of COBIS Corporation (and its predecessor, MicroBanx).
- Earlier in his career, Mr. McCabe was an attorney in private practice.
- Mr. McCabe has a bachelor's degree from Georgetown University and a juris doctorate and masters of business administration from the University of Notre Dame.



Joel W. Duling
President, BWXT Nuclear
Operations Group, Inc.

Professional Experience

Tenure with BWXT: 15 years

- Mr. Duling, age 58, has served as the President of our subsidiary, BWXT Nuclear Operations Group, Inc. ("BWXT NOG"), overseeing our Nuclear Operations Group segment since June 2018.
- Mr. Duling previously served as President of Nuclear Fuel Services, Inc., one of our subsidiaries, from 2014 to 2018.
- Mr. Duling served as Vice President of Production at the Y-12 National Security Complex, Director of the Specific Manufacturing Capability project at Idaho National Laboratory and Site Manager of the Naval Reactors Facility decommissioning project, among other roles.



Richard W. Loving
Senior Vice President and Chief
Administrative Officer

Professional Experience

Tenure with BWXT: 5 years

- Mr. Loving, age 65, was appointed our Senior Vice President and Chief Administrative Officer in January 2020. Prior to that, he served as our Senior Vice President, Human Resources, since July 2016.
- Prior to joining BWXT, Mr. Loving served for 8 years with McDermott, most recently as Senior Director, International Human Resources, responsible for the global delivery of human resources programs and services.
- Mr. Loving also served as Senior Director, Human Resources for the Middle East, India and Caspian regions for J. Ray McDermott, S.A. Dubai, U.A.E. and as McDermott's Global Director of Human Resources Business Services.
- Prior to joining McDermott, Mr. Loving held numerous management positions at BWXT for over 29 years when it was a McDermott subsidiary.

PROPOSAL 2: ADVISORY VOTE ON EXECUTIVE COMPENSATION

In accordance with Section 14A of the Securities Exchange Act of 1934, as amended (the "Exchange Act"), we are asking stockholders to approve an advisory resolution on our executive compensation as reported in this proxy statement. Our Board has adopted a policy to hold annual advisory votes on executive compensation.

It is our belief that our ability to hire, retain and motivate employees is essential to the success of the Company and its stockholders. Therefore, we generally seek to provide reasonable and competitive compensation for our executives with a substantial portion in the form of performance-based compensation.

Accordingly, we submit the following resolution to stockholders at the Annual Meeting:

RESOLVED, that the stockholders of BWX Technologies, Inc. approve, on an advisory basis, the compensation of executives, as such compensation is disclosed pursuant to Item 402 of Regulation S-K in this proxy statement under the sections entitled "Compensation Discussion and Analysis" and "Compensation of Executive Officers."

EFFECT OF PROPOSAL

Although the resolution to approve our executive compensation is non-binding, it serves as an opportunity for us, our Board and Compensation Committee to gain valuable stockholder feedback on our executive compensation decisions and practices. Even in years when the resolution is approved, the Board and Compensation Committee retain discretion to change executive compensation from time to time if they conclude that such a change would be in the best interests of the Company and its stockholders. Our Board and Compensation Committee value the opinions of stockholders on important matters such as executive compensation and will carefully consider the results of this advisory vote when evaluating our executive compensation programs.

RECOMMENDATION AND VOTE REQUIRED

Our Board recommends that stockholders vote "FOR" the approval of executive compensation. The proxy holders will vote all proxies received FOR approval of this proposal unless instructed otherwise. Approval of this proposal requires the affirmative vote of a majority of our shares of common stock present in person or represented by proxy at the Annual Meeting and entitled to vote on this proposal. Because abstentions are counted as present for purposes of the vote on this matter but are not votes "FOR" this proposal, they have the same effect as votes "AGAINST" this proposal. Broker non-votes will not have any effect on this proposal.

COMPENSATION DISCUSSION AND ANALYSIS

This Compensation Discussion and Analysis (the “CD&A”) provides detailed information and analysis regarding the compensation of our named executive officers (our “Named Executives”) as reported in the Summary Compensation Table and other tables located in the “Compensation of Executive Officers” section of this proxy statement.

This CD&A is divided into four sections:

Section 1: Executive Summary. In this section, we highlight our company performance, key compensation decisions and outcomes during 2020.

Section 2: Compensation Structure. In this section, we review our 2020 compensation philosophy, elements and processes.

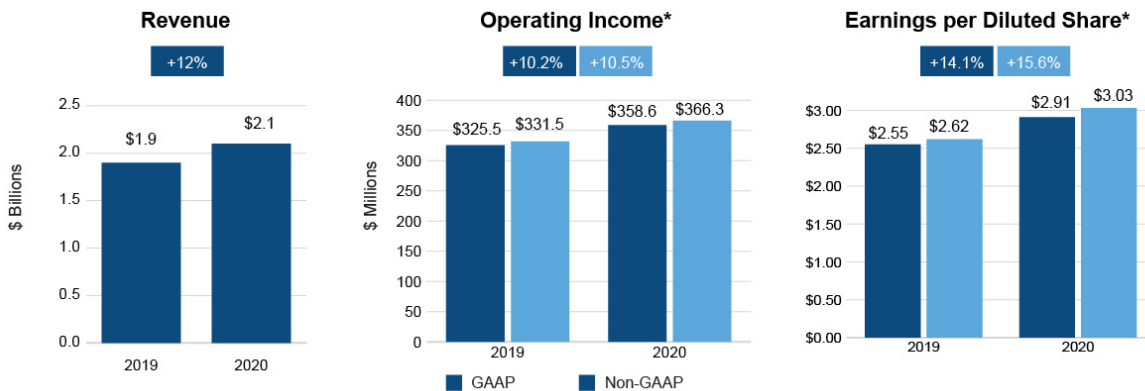
Section 3: Compensation Analysis and Outcomes. In this section, we review the elements of 2020 total direct compensation, including annual base salary, annual incentive compensation and long-term incentive compensation.

Section 4: Other Benefits and Practices. In this section, we review perquisites, post-employment arrangements and other compensation-related practices.

SECTION 1: EXECUTIVE SUMMARY

2020 PERFORMANCE HIGHLIGHTS

- Consolidated revenue was up 12% to \$2.1 billion compared to prior year.
- GAAP and Non-GAAP operating income increased 10.2% and 10.5%, respectively, compared to prior year.
- GAAP and Non-GAAP earnings per share were \$2.91 and \$3.03, an increase of 14.1% and 15.6%, respectively, compared to prior year.



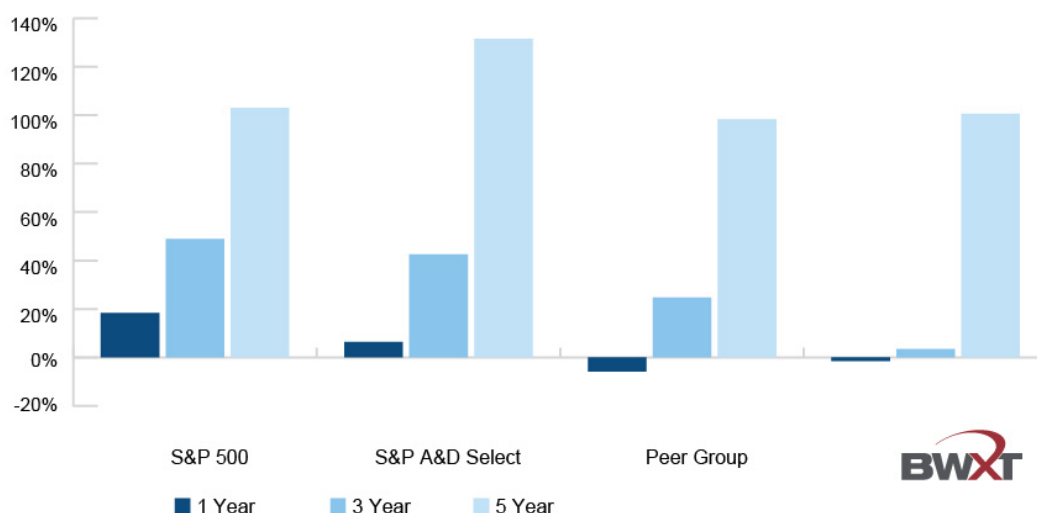
* Please refer to Appendix A, “Reconciliation of Reported (GAAP) to Adjusted (Non-GAAP) Results,” for a reconciliation of adjusted results, including adjusted operating income and adjusted earnings per share, to reported results for 2020 and 2019.

- We achieved our long-term Non-GAAP earnings per share target of low double digit growth since 2017.
- In 2020, we returned \$94.9 million to stockholders through \$72.9 million of dividends and \$22.0 million of share repurchases.

TOTAL STOCKHOLDER RETURN

The following graph depicts the cumulative total stockholder return of BWXT for the one, three and five years ended December 31, 2020 relative to those of the S&P 500 Index ("S&P 500"), the S&P Aerospace and Defense Select Index ("S&P A&D Select") and our custom compensation peer group for 2020 (see below).

One-Year, Three-Year and Five-Year Total Stockholder Return as of December 31, 2020⁽¹⁾



(1) Measured by dividing (i) the sum of the cumulative amount of dividends for the measurement period, assuming dividend reinvestment, and the difference between the applicable share price at the end and the beginning of the measurement period by (ii) the share price at the beginning of the measurement period. Results for the compensation peer group do not include Wesco Aircraft Holdings, Inc., which was acquired in January 2020.

STOCKHOLDER ENGAGEMENT AND 2020 PLAN DESIGN

Our executive compensation plan for 2020 is consistent with our historical pay-for-performance approach that incorporates feedback from our stockholder outreach efforts and metrics designed to drive the performance of BWXT. We engage directly with our stockholders on executive compensation, governance, environmental, social and other topics and have continued this engagement directly with those stockholders who accepted our invitation to discuss these topics. See "Stockholder Engagement" above for more information on our engagement process.

Based on feedback from our stockholders, our Compensation Committee continued with a market-based, pay-for-performance structure for our executive compensation program and also enhanced the performance-based components of the program. In addition, the Committee incorporated a double-trigger vesting requirement for equity awards in the event of a change in control in our 2020 Omnibus Incentive Plan, approved by stockholders at our 2020 Annual Meeting. We have received feedback from stockholders regarding the use of ESG metrics in our incentive plans. The Compensation Committee has included safety metrics in our annual incentive plan each year since our spin-off in 2015 and will evaluate other possible ESG metrics.

Following a comprehensive review of our executive compensation program with Exequity, our executive compensation consultant, we determined that no material changes be made to the design of the 2020 executive compensation program. The following are some of the key design attributes of BWXT's 2020 program design.

2020 Executive Compensation Plan Design Overview

Pay Philosophy

Base salary, annual incentive and long-term incentive compensation designed to attract and retain leadership talent and incent a strong focus on operating results and alignment with stockholder interests

Annual Incentive Program

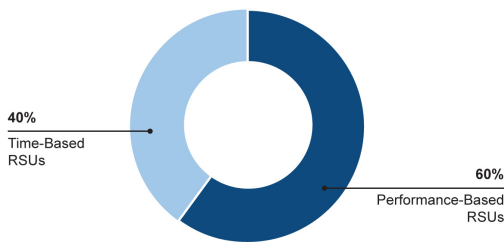
90% financial performance (75% operating income and 15% free cash flow) and 10% individual performance (including 3% for safety) weighting of the total award opportunity

Long-Term Incentive Program

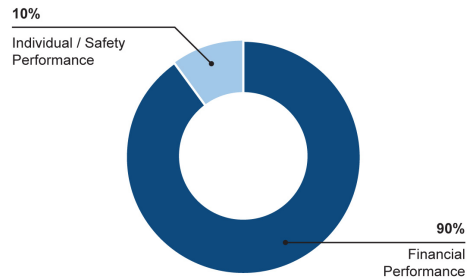
Performance RSUs comprise 60% of long-term incentive award opportunity (40% time-based RSUs) with 50% earnings per share and 50% return on invested capital performance metrics to align incentives with strategic initiatives to drive growth and promote efficient capital management

The following describes the performance-based components of our 2020 program for our officers:

Long-Term Incentive Award Mix



Annual Incentive Full Year Performance Metrics



Financial Performance Metrics for Performance-Based RSUs

50% Earnings Per Share
50% Return on Invested Capital

Financial Performance Metrics for Annual Incentive Awards

75% Operating Income
15% Free Cash Flow

The Compensation Committee set our financial goals to achieve meaningful year-over-year growth in full-year operating income and free cash flow. Threshold performance under the operating income goals (described below) must be met for any payout to be made under the annual incentive plan.

STRONG COMPENSATION GOVERNANCE PRACTICES

The following are practices we follow to incentivize performance and foster strong corporate governance on our compensation program:

WHAT WE DO:	WHAT WE DON'T DO:
<ul style="list-style-type: none"> Ü Pay for Performance. Significant emphasis on incentive- and performance-based compensation. Ü Compensation Program Responsive to Stockholder Feedback. We seek stockholder input and perspective on our compensation program. Ü Benchmarking to Similarly Sized Companies. We avoid benchmarking executive pay to oversized peers by utilizing data that is revenue regressed to account for our Company size. Ü Clawbacks. We can recover compensation under our annual and long-term incentive plans in appropriate circumstances. Ü “Double Trigger” Vesting in a Change in Control. Ü Limited Perquisites and Tax Reimbursements. Ü Stock Ownership Requirements. We maintain robust requirements for our executive officers and directors. Ü Independent Compensation Consultant. 	<ul style="list-style-type: none"> X No Hedging or Pledging. We do not permit hedging or pledging of our securities by our executive officers and directors. X No Excise Tax Gross-ups. There are no tax gross-ups on change-in-control benefits. X No Employment Agreements for our Executive Officers. X No Excessive Risk-Taking in Incentive Compensation. Our annual and long-term incentive programs use multiple performance metrics and capped pay-outs and other features intended to minimize the incentive to take overly risky actions. X No Guaranteed Minimum Pay-out for our Annual or Long-term Performance-based Awards.

SECTION 2: COMPENSATION STRUCTURE

PHILOSOPHY AND OBJECTIVES OF EXECUTIVE COMPENSATION

We seek to provide reasonable and competitive compensation to executives through programs structured to:

- attract and retain well-qualified executives;
- incent and reward short- and long-term financial and other company performance, as well as individual contributions; and
- align the interests of our executives with those of our stockholders.

We also subscribe to a “pay-for-performance” philosophy when designing executive compensation. This means a substantial portion of an executive’s target compensation should be “at risk” and performance-based, where the value of one or more elements of compensation is tied to the achievement of pre-determined financial and/or other measures we consider important drivers in the creation of stockholder value. Our compensation philosophy requires that a substantial portion of total compensation be designed to appropriately balance short- and long-term performance incentives to align our Named Executives’ interests with those of our stockholders.

ELEMENTS OF EXECUTIVE COMPENSATION

To support our compensation philosophy and objectives, our executive compensation program consists of the key elements identified in the graphs below. In addition to the elements of Total Direct Compensation, we also offer other benefits and practices consistent with the market. See “Section 3: Other Benefits and Practices” on the following pages of this CD&A for additional information on these benefits and practices.

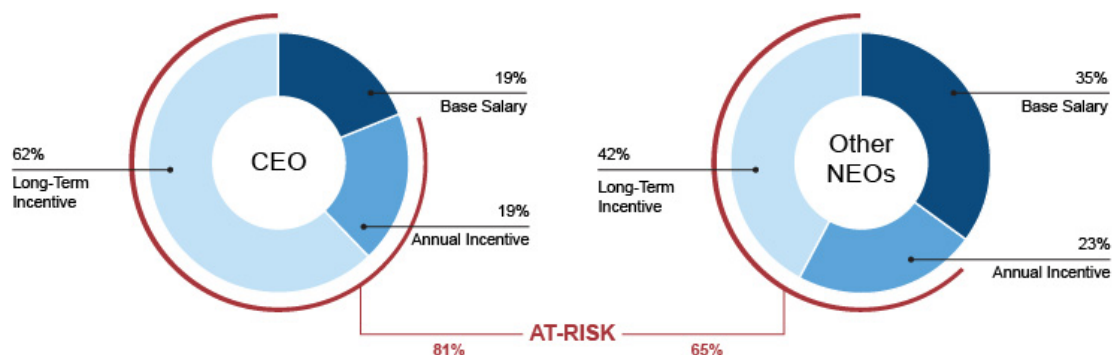
The Compensation Committee does not set a specific target allocation among the elements of total direct compensation; however, long-term incentive compensation typically represents the largest single element of target total direct compensation, and performance-based compensation constitutes the substantial majority of a Named Executive’s target total direct compensation, as demonstrated in the chart below.

The following table and chart reflect the key elements and proportion of each Named Executive’s target total direct compensation for 2020, the rationale for each element, and the financial performance metrics selected for our 2020 annual incentive awards. We typically use the term “Total Direct Compensation” to refer to an executive’s annual base salary, the dollar value of the executive’s target annual incentive award and the grant date dollar value of the executive’s long-term incentive opportunity.

2020 TOTAL DIRECT COMPENSATION ELEMENTS

Element	Description	Primary Design Objectives
Base Salary	<ul style="list-style-type: none"> • Annual fixed cash compensation 	<ul style="list-style-type: none"> • Attract and retain leadership talent • Compensate for role and responsibilities
Annual Incentive	<ul style="list-style-type: none"> • Pay-out based on 90% financial performance goals and 10% individual goals, which includes safety goals • Financial performance metrics (% of overall pay-out): <ul style="list-style-type: none"> ◦ operating income (75%) and ◦ free cash flow (15%) • Financial results determine payout multiplier • No payout unless at least threshold operating income goal is achieved • See below for discussion of financial performance metrics 	<ul style="list-style-type: none"> • Emphasize operating results by heavily weighting financial performance • Select financial performance metrics that align our short-term performance with our long-term performance objectives • Align compensation with safety, which we view as a key component for the success of our business • Retain individual performance component to ensure focus on specific goals unique to each executive's role and responsibilities
Long-Term Incentive	<ul style="list-style-type: none"> • Long-term incentive value allocated among the following mix of equity award types: <ul style="list-style-type: none"> ◦ 40% 3-year ratable vesting restricted stock units ◦ 60% 3-year cliff vesting performance restricted stock units based on 50% cumulative EPS and 50% ROIC 	<ul style="list-style-type: none"> • Alignment with stockholder interest • Promote executive focus on long-term company performance • Utilize performance metrics that management can impact and are meaningful drivers of long-term value creation

2020 TOTAL DIRECT COMPENSATION



COMPENSATION PROGRAM RISK MITIGATION

We believe our compensation program is designed to retain and motivate Named Executives at appropriate levels of business risk, which is generally mitigated through the following features of the compensation program.

Program Elements Mitigating Risk	
Reasonable and Balanced Compensation Program	Using the elements of total direct compensation, the Compensation Committee seeks to provide compensation opportunities for Named Executives targeted at or near the median compensation through benchmarking. As a result, we believe the total direct compensation of Named Executives provides reasonable compensation opportunities with an appropriate mix of cash and equity, annual and longer-term incentives and performance metrics.
Emphasis on Long-Term Incentive over Annual Incentive Compensation	Long-term incentive compensation typically makes up a larger percentage of a Named Executive's target total direct compensation than annual incentive compensation. Incentive compensation helps drive performance and align the interests with those of stockholders. By tying a significant portion of total direct compensation to long-term incentives, typically over a three-year period, we promote longer-term perspectives regarding Company performance.
Long-Term Incentive Compensation subject to Forfeiture for Bad Acts	The Compensation Committee may terminate any outstanding stock award if the recipient (i) is convicted of a misdemeanor involving fraud, dishonesty or moral turpitude or a felony, or (ii) engages in conduct that adversely affects or may reasonably be expected to adversely affect the business reputation or economic interests of the Company.
Annual and Long-Term Incentive Compensation subject to Clawbacks	Incentive compensation awards include provisions allowing us to recover excess amounts paid to individuals who knowingly engaged in a fraud resulting in a restatement.
Linear and Capped Incentive Compensation Payouts	The Compensation Committee establishes financial performance goals that are used to plot a linear payout formula for annual and long-term incentive compensation to avoid an over-emphasis on short-term decision making. The maximum payout for both the annual and long-term incentive compensation is capped at 200% percent of target.
Use of Multiple and Appropriate Performance Measures	We use multiple performance measures to avoid having compensation opportunities overly weighted toward the performance result of a single measure. In general, our incentive programs are based on a mix of financial, safety and individual performance.
Stock Ownership Guidelines	Our executive officers, including Named Executives, and directors are subject to stock ownership guidelines that help to promote longer-term perspectives and align the interests with those of our stockholders.

DETERMINING NAMED EXECUTIVE COMPENSATION

The following is a summary of responsibilities and data sources used by our Compensation Committee to determine our executive compensation program.

How Compensation Decisions Are Made

Compensation Committee's Role	<ul style="list-style-type: none"> • The Compensation Committee establishes the target total direct compensation of our executives and administers other benefit programs. • The Committee reviews the design of the program and establishes the performance metrics and goals under the incentive programs. • The Committee evaluates incentive compensation payouts to ensure they are reflective of the Company and individual performance target attainment.
--------------------------------------	---

Compensation Planning Process	<ul style="list-style-type: none"> • Members of the Compensation Committee and our management team evaluate the advisory vote on executive compensation and stockholder feedback regarding our compensation programs and governance practices. • We engage with and solicit stockholder feedback regarding executive compensation, ESG and other matters, which are reported to the Board and Committees. • The Compensation Committee discusses plan design alternatives and considerations with the executive compensation consultant. • The Compensation Committee reviews existing plan performance results to determine if changes are needed. • Annual and long-term compensation plan design and performance metrics and targets are approved.
--------------------------------------	--

How Our Compensation Committee Sets Annual and Long-Term Incentive Performance Goals

Determining Financial Goals	<ul style="list-style-type: none"> • Our Compensation Committee strives to set financial performance goals that are rigorous enough to motivate our executives and our businesses to achieve meaningful increases over prior year results, but within reasonably obtainable parameters to discourage pursuit of excessively risky business strategies. • For our 2020 annual incentive plan, the committee set financial performance goals as follows: <ul style="list-style-type: none"> ◦ Operating Income (75%): The committee set a target goal representing a 8.8% year-over-year increase following an operations and management review process. ◦ Free Cash Flow (15%): The committee set the target goal based on the Company's 2020 free cash flow forecast. • The committee set our 2020 long-term incentive plan financial performance goals as follows: <ul style="list-style-type: none"> ◦ 3-Year Cumulative Earnings Per Share (50%): The target goal was set to align with the Company's strategic plan and to drive towards mid to high range of external analyst guidance. ◦ Return on Invested Capital (50%): The target goal was established to be higher than the average return on invested capital of our compensation peer group and historical internal target performance.
------------------------------------	---

Determining Safety Goals	To promote rigor and continuous improvement in our safety goals, the committee set our primary safety goals for Total Recordable Incident Rate ("TRIR") and Days Away, Restricted or Transferred ("DART") to incentivize continuous focus on our safety performance. There is no payout on a safety target if our performance does not meet or exceed the goal for 2020.
---------------------------------	--

Resources and Advisers to Our Compensation Committee

Independent Outside Consultant	<ul style="list-style-type: none"> • Provides the Compensation Committee with information and advice on the design, structure and level of executive and director compensation. • Attends Compensation Committee meetings, including executive sessions. • Engaged and directed by the Compensation Committee. • Works directly with our Compensation Committee on executive compensation, including our Chief Executive Officer's compensation. <p>Exequity served as executive compensation consultant to the Compensation Committee for 2020.</p>
---------------------------------------	--

Management

- Our Human Resources department, in consultation with the Compensation Committee chair and Exequity, prepares information for the Compensation Committee, including market data provided by Exequity and recommendations of our Chief Executive Officer regarding compensation of other executives.
- Our Chief Executive Officer and senior Human Resources personnel attend committee meetings and, as requested by the Compensation Committee, participate in deliberations on executive compensation (except in respect to their own compensation) and select executive sessions.

Stockholder Outreach and Stockholder Vote on Executive Compensation

- We provide our stockholders with the opportunity to cast an annual advisory vote on the compensation of our Named Executives.
- 98.95% of the votes cast at our 2020 Annual Meeting of Stockholders on the executive compensation proposal were voted in favor of our executive compensation.
- Although our stockholders expressed strong support for our executive compensation proposals in the past three years, members of our management team have conducted and plan to continue to conduct outreach programs with our stockholders to discuss executive compensation, corporate governance, environmental, social and other matters. See "Stockholder Outreach" under "Corporate Governance" above for more information.
- Our Compensation Committee considers stockholder feedback when selecting financial performance metrics and the mix of equity award vehicles. Our stockholder engagement efforts have informed our committee's prior decisions to eliminate stock options and to select return on invested capital as a long-term performance metric.

How We Set Target Compensation**Target +/-15% of Median Compensation**

- We believe compensation is competitive at or near the median compensation paid for comparable positions.
- We generally seek to set target compensation for each element of total direct compensation and in the aggregate at approximately +/-15% of the median compensation determined through benchmarking (referred to as "median" or "median range" in this CD&A).
- The Compensation Committee may adjust a Named Executive's target compensation, including setting it outside the median range, for a variety of reasons, including:
 - specific responsibilities;
 - performance;
 - tenure;
 - experience;
 - succession planning;
 - internal equity; and
 - other factors or situations that are not typically captured by looking at standard market data.
- Compensation actually earned by a Named Executive may be outside the median range targeted, depending on the reasons listed above, achievement of performance goals, fluctuations in our stock price and/or satisfaction of vesting conditions.

How We Benchmark Total Direct Compensation**Primary Benchmark: Custom Peer Group Proxy Data**

- Proxy data from our custom peer group serves as the Compensation Committee's principal reference group for Named Executive compensation.
 - For our Committee's 2020 executive compensation review, the custom peer group consisted of 17 companies with whom we compete for executive talent from the aerospace and defense industry. The companies comprising our custom peer group for 2020 are listed at the end of this CD&A.
 - Custom peer group target compensation sourced from most recently filed proxy statements.
 - The committee also utilizes the custom peer group to benchmark the design of our incentive compensation.
-

Secondary Benchmark: Willis Towers Watson 2019 General Industry Executive Compensation Survey	<ul style="list-style-type: none"> In addition, Exequity utilized the Willis Towers Watson survey to serve as the Compensation Committee's secondary benchmark for NEOs and as the primary reference for all other executives in setting target executive compensation in 2020. All companies within Willis Towers Watson's 2019 General Industry Executive Compensation Survey were included with a focus on companies with revenues between \$1B and \$3B.
Annual Review	<ul style="list-style-type: none"> The Compensation Committee reviews each element of target compensation at the 25th, 50th (median) and 75th percentiles of the two benchmark groups to determine current positioning and whether any changes are warranted.

SECTION 3: COMPENSATION ANALYSIS AND OUTCOMES

2020 TARGET TOTAL DIRECT COMPENSATION OVERVIEW

The table below shows the 2020 target total direct compensation for each Named Executive. The 2020 target total direct compensation and each component for our Named Executives in the aggregate was within +/-15% of the peer group.

2020 TARGET TOTAL DIRECT COMPENSATION

Named Executive	Annual Base Salary (\$)	Annual Incentive (\$)	Long-Term Incentive (\$)	Target Total Direct Compensation (\$)
Rex D. Geveden	925,000	925,000	3,100,000	4,950,000
David S. Black	500,000	350,000	700,000	1,550,000
Thomas E. McCabe	535,000	347,750	600,000	1,482,750
Joel W. Duling	485,000	315,250	550,000	1,350,250
Richard W. Loving	408,000	224,400	450,000	1,082,400

ANNUAL BASE SALARY

Our Compensation Committee generally reviews base salaries of our Named Executives on an annual basis with any adjustments to base salary effective April 1 of each year, with occasional reviews during the year to reflect promotions, increases in responsibilities or other compensation-related events. Set forth below are the base salaries for each of our Named Executives, as determined by the Compensation Committee based on its review of comparative market data for each Named Executive.

2020 ANNUAL BASE SALARY ADJUSTMENTS

Named Executive	January 2020 Salary (\$)	April 2020 Salary (\$)
Mr. Geveden	925,000	925,000
Mr. Black	490,000	500,000
Mr. McCabe	525,000	535,000
Mr. Duling	462,000	485,000
Mr. Loving	400,000	408,000

ANNUAL INCENTIVE COMPENSATION

Overview and Design. We pay annual incentives to drive the achievement of key business results and to recognize individuals based on their contributions to those results. The Compensation Committee administers cash-based annual incentive compensation for our Named Executives through our Executive Incentive Compensation Plan ("EICP"), which was previously approved by our stockholders. The following provides details on the performance measures selected by our Compensation Committee for our 2020 EICP.

2020 EICP Performance Measures

Financial (90%)

- Operating Income (75%)
- Free Cash Flow (15%)

Rationale: Operating Income is our primary measure of profitability, which we believe is a strong driver of shareholder value; Free Cash Flow promotes management focus on strong cash flow generation to support our balanced capital deployment strategy between dividends, mergers and acquisitions and share repurchases.

Key Features: No pay-out unless at least threshold BWXT consolidated operating income performance goal is achieved; financial performance determines the maximum amount a Named Executive can earn.

Pay-Out Calculation: Ranges from 0% - 200% based on achievement of goals; result is referred to as the "Financial Multiplier."

Individual (10%)

- Safety

Rationale: Allows our CEO (or the Compensation Committee, in the case of Mr. Geveden) to differentiate incentive pay-outs among our Named Executives by exercising discretion on the target amount of each Named Executive's individual performance component, based on the assessment of each Named Executive's individual performance during 2020.

Safety Component: A key component of the success of our business is safety, and TRIR and DART performance targets are included in the individual goal to focus attention on day-to-day operational safety by measuring (i) the rate of recordable workplace injuries and (ii) the severity of injuries, respectively. There is a deduction for each of the TRIR and DART safety metrics if the target is not achieved.

Pay-Out Calculation: Ranges from 0% - 200%, multiplied by the "Financial Multiplier;" referred to as the "Individual Performance Result."

Analysis of Target Percentage. The Compensation Committee set target percentages indicated in the table during its annual review of executive compensation in February 2020. The target percentages were not changed for the Named Executives in 2020, except for Messrs. Black and Loving whose targets were increased by 5 percentage points each.

2020 TARGET ANNUAL INCENTIVE COMPENSATION

Named Executive	EICP Target % ⁽¹⁾
Mr. Geveden	100%
Mr. Black	70%
Mr. McCabe	65%
Mr. Duling	65%
Mr. Loving	55%

⁽¹⁾ Each Named Executive's EICP target compensation was calculated by multiplying the applicable EICP Target % by the applicable projected earnings from salary during 2020. See "Executive Compensation – Summary Compensation Table" for each Named Executives' earnings from salary during 2020.

2020 EICP Performance Goals. The Compensation Committee established the following financial performance goals for 2020.

2020 EICP FINANCIAL GOALS

Metric (Weight)	BWXT Business Unit	Threshold Goal 80% of Target 50% Payout	Target Goal 100% of Target 100% Payout	Maximum Goal 120% of Target 200% Payout	Actual ⁽¹⁾
Operating Income (75%)	BWXT Consolidated	\$275.6 million	\$344.5 million	\$413.4 million	\$366.2 million
Free Cash Flow (15%)	BWXT Consolidated	\$(88.5) million	\$(73.7) million	\$(59.0) million	\$12.3 million

⁽¹⁾ See "Analysis of Financial Performance" below for more information.

Regardless of the level of performance achieved, the Compensation Committee retains the right to adjust the amount of annual incentive compensation payable in its discretion.

Summary of EICP Payments. The total payout percentage represents the combined results of applicable financial, individual and safety performance for each Named Executive. The amount paid under the EICP for 2020 can be illustrated by the following formula:

$$\text{Total Cash Award} = \text{Earnings from Salary} \times \text{Target \%} \times \text{Total Payout \% (0 - 200\%)}$$

The Total Payout % is the sum of the Financial Multiplier and Individual Performance Result.

The following table indicates the amount earned under the EICP by our Named Executives based for the 2020 performance period (January 1 - December 31, 2020). For each Named Executive, the financial performance result (the Weighted Financial Performance Percentage) established the maximum eligible amount of EICP for 2020 (the Eligible Amount).

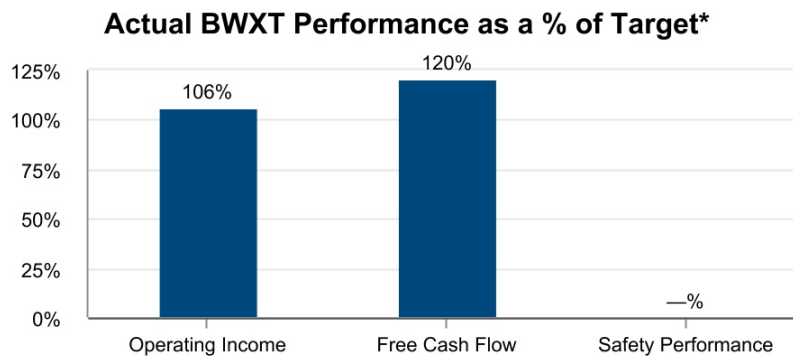
ANALYSIS OF 2020 EICP PAYOUT

	Mr. Geveden	Mr. Black	Mr. McCabe	Mr. Duling	Mr. Loving
Earnings from Salary	\$ 925,000	\$ 497,500	\$ 532,500	\$ 479,250	\$ 406,000
Target Percentage	100 %	70 %	65 %	65 %	55 %
Weighted Financial Performance Percentage ⁽¹⁾	143.3 %	143.3 %	143.3 %	139.8 %	143.3 %
Eligible Amount ⁽²⁾	\$ 1,325,525	\$ 499,042	\$ 495,997	\$ 435,494	\$ 319,989
Total 2020 EICP Pay-Out ⁽³⁾	\$ 1,259,573	\$ 485,391	\$ 484,194	\$ 419,919	\$ 309,918
Total 2020 Pay-Out Multiplier	95.0 %	97.3 %	97.6 %	96.4 %	96.9 %

- (1) The financial performance for all Named Executives is based on BWXT consolidated financial results, except for Mr. Duling, for whom operating income (75% of 2020 EICP) is measured 40% on BWXT consolidated results and 35% on Nuclear Operations Group results.
- (2) Amounts may not foot due to rounding.
- (3) Amount is based upon financial and individual performance results, including no payout on the safety metric for 2020.

At the time the Compensation Committee established the 2020 financial goals, it designed the 2020 annual incentive plan to exclude from actual operating income results the effect of certain pre-established items that it believed would not reflect operating performance, including (1) expenses associated with restructuring activity or asset acquisitions or dispositions, (2) pension accounting mark-to-market losses, (3) losses in respect of legal proceedings, divestitures, and impairment to assets, (4) acquisition-related amortization, (5) currency fluctuations, (6) acts of God, and (7) other unusual or non-recurring items.

Analysis of 2020 EICP Performance Results. The following table summarizes the level of financial performance and safety results, included in the individual goals, relative to the target goals.



* For purposes of calculating Mr. Duling's EICP payout, operating income results for the Nuclear Operations Group were 104.5% of target.

Analysis of Financial Performance. The adjusted financial performance results for the 2020 Performance Period achieved a 143.3% payout for each of our Named Executives (139.8% for Mr. Duling) before taking into account safety and individual performance. These results included mandatory, pre-established adjustments from our GAAP operating income results for the items discussed on the previous page. In evaluating the free cash flow results for the 2020 Performance Period, the Compensation Committee considered the impact of the late receipt of a single cash payment of \$88.7 million received on the first business day of fiscal 2021 from a customer that historically has paid before the end of the fiscal year. It was determined that the reason for the delay in payment was not due in any way to the Company's performance, was outside of management's control, and instead was due to the customer's bank not completing an internal control process on a timely basis. As a result, the Compensation Committee determined that inclusion of the late payment in the free cash flow calculation was appropriate and more accurately represented the Company's performance for the 2020 Performance Period. The inclusion of the late payment in the free cash flow performance metric (15% of the 2020 EICP Performance Goals) increased performance from 96.3% to 120.0% of target in the 2020 EICP payout calculations as described herein.

Analysis of Safety and Individual Performance. The following table sets forth the target goals applicable to each safety metric and the level of achievement in 2020. The Company did not achieve the 2020 safety goals, which resulted in no payout for this component of the 2020 EICP.

2020 SAFETY GOALS AND ACTUAL RESULTS

Safety Metric	Target	Actual Result
TRIR	0.74	0.85
DART	0.25	0.33
Total Safety Multiplier	3%	—%

Our Named Executives are also evaluated on pre-established individual performance goals. For Mr. Geveden, the Compensation Committee evaluates his individual performance based on the following criteria: (1) leadership; (2) strategic planning; (3) financial results; (4) succession planning; (5) communications; and (6) Board relations. Our other Named Executives are evaluated on performance goals specific to their respective roles and responsibilities.

LONG-TERM INCENTIVE COMPENSATION

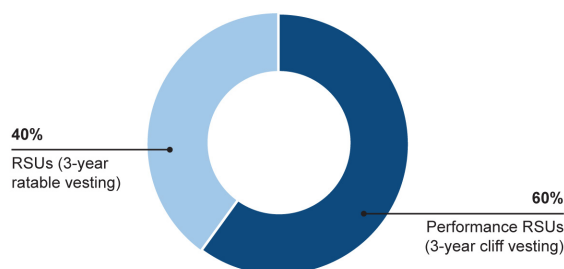
Value of 2020 Target Long-Term Incentive Compensation. The following table shows the 2020 target long-term incentive compensation for each Named Executive.

2020 TARGET LONG-TERM INCENTIVE COMPENSATION

Named Executive	Target Value
Mr. Geveden	\$ 3,100,000
Mr. Black	700,000
Mr. McCabe	600,000
Mr. Duling	550,000
Mr. Loving	450,000

Analysis of 2020 Target Long-Term Incentive Awards. In determining the type and mix of stock granted to our Named Executives, the Compensation Committee seeks to maintain a strong correlation between pay and performance while promoting retention of key employees. The Compensation Committee allocated 2020 long-term incentive compensation as follows:

2020 Long-Term Incentive Vehicles



PERFORMANCE RESTRICTED STOCK UNITS

Attributes	Rationale
Vest between 0% and 200% of the amount of initial shares granted depending on cumulative diluted EPS performance (50% weighting) and average return on invested capital ("ROIC") performance (50% weighting) attained during performance period.	We believe that over the long-term, there is a high degree of correlation between earnings per share and stock price.
Performance period runs from January 1, 2020 through December 31, 2022.	Accordingly, we use earnings per share in long-term stock-based compensation to more closely align our goals with stockholder interests.
For each performance measure, results at the threshold, target and maximum goals produce vesting at 50%, 100% and 200%, respectively, of the initial performance restricted stock units granted.	We believe using different performance measures than in the annual incentive compensation program reduces the focus on a single metric at the expense of others, helping to mitigate risk related to incentive compensation.
Vesting for performance results between threshold and target or target and maximum is determined by linear interpolation. No amount will vest with respect to any performance measure unless threshold results are attained.	Including ROIC helps promote management focus on asset utilization.

The Compensation Committee sets target and maximum goals based on the sum of earnings per share estimates for each year of the Performance Period. To complement financial results under our annual incentive compensation program, we derived the estimates from the operating income target goal used in 2020 annual incentive compensation and assumed earnings per share growth rates of 7% and 12% for target and maximum goals, respectively.

We set the threshold goal at 80% of the cumulative earnings per share target goal, consistent with the structure of annual incentive compensation. Earnings per share results include the effect of share repurchases conducted during the performance period. We set threshold, target and maximum goals for average ROIC at 11.2%, 14.0% and 16.8%, respectively, which the Compensation Committee determined to be appropriate based on management's projections of the Company's financial results during the Performance Period.

2018 PERFORMANCE RESTRICTED STOCK UNITS

In 2018, the Committee established the following financial performance goals for the performance restricted stock units over the January 1, 2018 to December 31, 2020 performance period.

2018 Performance Restricted Stock Unit Goals

Metric (Weight)	Threshold Goal 80% of Target 50% Payout	Target Goal 100% of Target 100% Payout	Maximum Goal 120% of Target 200% Payout	Actual
Three-Year Cumulative Earnings per Share (50%)	\$6.71	\$8.39	\$8.80	\$7.88
Return on Invested Capital (50%)	14%	17%	20%	17.9%

Based on the exceeding the three-year cumulative earnings per share and return on invested capital goals, the Compensation Committee determined the number of shares earned under the 2018 Performance Restricted Stock Unit Award in February 2021. The following table indicates the shares earned under the LTIP by our Named Executives for the 2018 to 2020 performance period (January 1, 2018 to December 31, 2020).

ANALYSIS OF 2018 PERFORMANCE RESTRICTED STOCK UNIT PAYOUT

	Mr. Geveden	Mr. Black	Mr. McCabe	Mr. Duling	Mr. Loving
Target Award (in Shares)	26,205	6,308	2,959	4,730	4,367
Weighted Financial Performance Percentage ⁽¹⁾	107 %	107 %	107 %	107 %	107 %
Total Earned Shares	28,040	6,750	3,167	5,062	4,673
Total 2020 Pay-Out Multiplier	107.0 %	107.0 %	107.0 %	107.0 %	107.0 %

(1) The weighted financial performance is based on BWXT consolidated financial results 50% for three-year cumulative earnings per share and 50% for return on invested capital over the measurement period.

RESTRICTED STOCK UNITS. When granting stock, the Compensation Committee targets a dollar value rather than a number of shares or units. The number of restricted stock units granted can be expressed through the following formula:

$$\text{Number of RSUs Granted} = 40\% \times \text{Target Value (\$)} / \text{Fair Market Value (\$)}$$

The target value was set by the Compensation Committee as previously discussed. The fair market value was the closing price of our common stock on the NYSE on the date of grant. To ensure that restricted stock units vest in equal installments during the three-year vest term, the number of shares calculated was rounded to the nearest multiple of three.

For more information regarding the 2020 restricted stock units, see the "Grants of Plan-Based Awards" table under "Compensation of Executive Officers" below and disclosures under "Compensation of Executive Officers – Estimated Future Payouts Under Equity Incentive Plan Awards."

SECTION 4: OTHER BENEFITS AND PRACTICES

OTHER BENEFITS AND PERQUISITES

Subject to applicable eligibility rules, our Named Executives receive all of the benefits offered to other BWXT employees generally, including medical and other health and welfare benefits and participation in our qualified defined benefit plans. We offer these benefits to our Named Executives and other employees consistent with market practice. Our Named Executives receive additional limited perquisites, which we provide consistent with the types and amounts offered to other executives in the industry.

We provide the following perquisites to our Named Executives: relocation and temporary housing assistance, annual physicals, tax and financial planning services, reimbursement of limited expenses in connection with a spouse accompanying them on business travel and other miscellaneous items. We believe the personal benefits offered to our Named Executives are reasonable and appropriate. We also provide our Named Executives with limited tax assistance with respect to relocation and the reimbursement of limited spousal expenses discussed above. For relocation, the Company provides tax assistance to Named Executives on the same basis provided to other employees receiving relocation assistance.

For a description of the values and valuation methodology associated with perquisites provided in 2020, see the notes and narratives to the Summary Compensation Table under "Compensation of Executive Officers" below.

RETIREMENT BENEFITS

Overview. We provide retirement benefits through a combination of (1) qualified and non-qualified defined benefit pension plans (our "Pension Plans"), (2) qualified and non-qualified defined contribution retirement plans (our "Thrift Plans"), and (3) a supplemental non-qualified defined contribution executive retirement plan. Due to the volatility, cost and complexity associated with defined benefit plans, we have taken steps over the past several years to shift away from traditional defined benefit plans toward defined contribution plans by closing our pension plans to new and unvested salaried employees and freezing benefit accruals for existing salaried participants with less than five years of credited service. In 2012, we announced that all benefit accruals for salaried employees still accruing benefits under the Pension Plans would be frozen following a transition period. Those benefit accruals were frozen effective December 31, 2015. In lieu of future defined benefit plan accruals under those plans, we provide additional cash contributions to eligible employees' Thrift Plan account, discussed below.

Pension Plans. As a result of the recent changes in eligibility requirements, none of our Named Executives other than Mr. Black participate in our Pension Plans, which are comprised of qualified and non-qualified excess retirement plans. The excess plan covers a small group of highly compensated employees whose ultimate benefits under the qualified Pension Plans are reduced by Internal Revenue Code (“IRC”) limits on the amount of benefits that may be provided, and on the amount of compensation that may be taken into account in computing benefits. Benefits under the non-qualified excess plan in which our Named Executives participate are paid from the general assets of the Company. See the “Pension Benefits” table under “Compensation of Executive Officers” below for more information regarding the Pension Plans.

Thrift Plans. We maintain two primary defined contribution retirement plans: (1) a broad-based, qualified 401(k) plan (our “401(k) Plan”) and (2) a non-qualified restoration plan (our “Restoration Plan”). All of our Named Executives participated in the 401(k) Plan in 2020. Our Compensation Committee established the Restoration Plan to (1) more closely align our executive retirement plans with general and industrial market practices, (2) ensure the competitiveness of retirement benefits for our executives who are not eligible to participate in our Pension Plans, and (3) mirror the dual qualified and non-qualified plan design of our Pension Plans. Our Restoration Plan seeks to restore benefits provided by our 401(k) Plan that are precluded by IRC limits on eligible compensation and total contributions. The Restoration Plan contains the same principal components as our 401(k) Plan. All of our Named Executives participated in our Restoration Plan in 2020. Our obligations under the Restoration Plan are unfunded and plan benefits are payable from the general assets of the Company.

Supplemental Plans. We also maintain a supplemental executive retirement plan (our “SERP”). The SERP provides participants with additional opportunities to defer the payment of certain compensation earned from us. In 2016, we discontinued Company contributions to participants’ SERP accounts, but participants may still make individual contributions to their notional accounts.

See the “Nonqualified Deferred Compensation” table and accompanying narrative under “Compensation of Executive Officers” below for more information about the Restoration Plan and SERP.

SEVERANCE ARRANGEMENTS

BWXT Severance Plan. Prior to 2012, we maintained a broad-based severance plan to provide a measure of financial assistance to eligible employees who are involuntarily terminated in connection with a permanent reduction in force. The BWX Technologies, Inc. Executive Severance Plan was amended and restated as of July 1, 2015.

Change-in-Control Agreements. The Compensation Committee has offered change-in-control agreements to executives, including Named Executives, since 2010. We believe change-in-control agreements protect stockholders’ interests by serving to:

- attract and retain top-quality executive management;
- assure both present and future continuity of executive management in the event of a threatened or actual change in control; and
- ensure the objective focus of executive management in the evaluation of any change in control opportunities.

Our change-in-control agreements prior to 2021 contain what is commonly referred to as a “double trigger,” that is, they provide cash benefits only upon a qualified termination of the executive within 30 months following a change in control. Stock awards are subject to the terms of the award agreements and vest outstanding stock immediately on the occurrence of a change in control, regardless of whether there is a subsequent termination of employment. Our 2020 Omnibus Incentive Plan, approved at the 2020 Annual Meeting, provides that vesting of future stock awards in the event of a change in control will be subject to a double trigger, which will apply to equity awards in 2021 and later. Additionally, the change-in-control agreements do not provide any tax gross-up on the benefits following a qualified termination. Instead, the change-in-control agreements contain a “modified cutback” provision, which acts to reduce the benefits payable to an executive to the extent necessary so that no excise tax would be imposed on the benefits paid, but only if doing so would result in the executive retaining a larger after-tax amount. The provision was included with the intent of benefiting the Company by seeking to preserve the tax deductibility of the benefits paid under the agreement, without compromising the objectives for which the agreement was approved.

See the “Potential Payments Upon Termination or Change in Control” tables under “Compensation of Executive Officers” below and the accompanying disclosures for more information regarding the change in control agreements with our Named Executives, events considered to be change in control events and other plans and arrangements that have different trigger mechanisms relating to a change in control.

OTHER COMPENSATION POLICIES AND PRACTICES

Stock Ownership Guidelines. We maintain stock ownership guidelines for our executives and non-management directors. These guidelines establish minimum stock ownership levels of two to five times annual base salary for our executives, and five times annual base retainer for non-management directors. Below are the minimum ownership levels for our non-management directors and executives, including our Named Executives:

- Non-management Directors – Five times (5x) annual base retainer
- Chief Executive Officer – Five times (5x) annual base salary
- Other Named Executives – Three times (3x) annual base salary

Directors and executives have five years to achieve their respective minimum ownership levels. The Governance Committee annually reviews the compliance with these guidelines and has discretion to waive or modify the stock ownership guidelines for directors and executives. No executive or director is authorized to sell any shares of our common stock (other than to satisfy applicable withholding tax obligations resulting from a transaction involving such stock or to cover the exercise price of stock options) unless they have met their respective guideline. All of our directors and Named Executives are either in compliance with the stock ownership guidelines or are positioned to achieve compliance within the required time period.

Timing of Stock Awards. To avoid timing stock awards ahead of the release of material nonpublic information, the Compensation Committee generally approves our annual stock-based awards effective as of the third day following the filing of our annual report on Form 10-K or quarterly report on Form 10-Q with the Securities and Exchange Commission. We have followed this practice for all long-term incentive compensation grants to Named Executives since 2005, subject to certain limited exceptions.

Hedging, Pledging and Short Sale Policies. We maintain a policy that prohibits all directors, officers and employees from trading in puts, calls or other options on Company securities and otherwise engaging in hedging or monetization transactions, such as zero-cost collars and forward-sale contracts, that are designed to hedge or offset any decrease in the market value of Company securities. Our policy also prohibits directors, officers and employees from holding Company securities in margin accounts, pledging Company securities and engaging in short sales of company securities. This policy applies to all Company securities, including common stock held by directors, officers and employees whether granted by the Company or held directly or indirectly by the individual.

Clawbacks. Incentive compensation awards include provisions allowing us to recover excess amounts paid to individuals who knowingly engaged in a fraud resulting in a restatement. The Compensation Committee may also terminate any outstanding stock award if the recipient (i) is convicted of a misdemeanor involving fraud, dishonesty or moral turpitude or a felony, or (ii) engages in conduct that adversely affects or may reasonably be expected to adversely affect the business reputation or economic interests of the Company.

Proxy Data Custom Peer Group for 2020 Compensation. Set forth below are the peer companies we have selected as our primary benchmark for 2020 compensation purposes.

- | | | |
|-------------------------------------|---------------------------------------|--|
| • AAR Corp | • HEICO Corp. | • Teledyne Technologies Incorporated |
| • Aerojet Rocketdyne Holdings, Inc. | • Hexcel Corporation | • TransDigm Group Incorporated |
| • Astronics Corporation | • Huntington Ingalls Industries, Inc. | • Triumph Group, Inc. |
| • Barnes Group Inc. | • Kaman Corporation | • Wesco Aircraft Holdings, Inc. ⁽¹⁾ |
| • Cubic Corporation | • Moog Inc. | • Woodward, Inc. |
| • Curtiss-Wright Corporation | • Spirit AeroSystems Holdings, Inc. | |

⁽¹⁾ Wesco Aircraft Holdings, Inc. was acquired by Platinum Equity on January 9, 2020 and will be removed from the peer group for future benchmarking.

Deductibility of Executive Compensation. In accordance with Section 162(m) of the Code and the passage of H.R. 1, the Tax Cuts and Jobs Act, on December 22, 2017, the deductibility for federal corporate income tax purposes of compensation paid to certain of our executive officers in excess of \$1 million in any year is now generally restricted. Under the version of Section 162(m) of the Code in effect prior to January 1, 2018, certain performance-based compensation in excess of \$1 million in a year was deductible by the Company if certain requirements were met and certain executive officers were excluded from the coverage of Section 162(m) of the Code. Although the Compensation Committee considers and evaluates the impact of Section 162(m), it believes that the tax deduction is only one of several relevant considerations in setting compensation. Accordingly, where it is deemed necessary and in the best interests of the Company to attract and retain the best possible executive talent to compete successfully and to motivate such executives to achieve the goals inherent in our business strategy, the Compensation Committee has in the past approved and in the future may approve compensation to executive

officers which exceeds the deductibility limits or otherwise may not qualify for deductibility. In this regard, certain portions of compensation paid to the Named Executives may not be deductible for federal corporate income tax purposes under Section 162(m) of the Code.

COMPENSATION COMMITTEE REPORT

The following report of the Compensation Committee shall not be deemed to be "soliciting material" or to otherwise be considered "filed" with the SEC or be subject to Regulation 14A or 14C (other than as provided in Item 407 of Regulation S-K) or to the liabilities of Section 18 of the Securities Exchange Act of 1934, as amended (the "Exchange Act"), nor shall such information be incorporated by reference into any future filing under the Securities Act of 1933, as amended, or the Exchange Act, except to the extent that BWXT specifically incorporates it by reference into such filing.

We have reviewed and discussed the Compensation Discussion and Analysis with BWXT's management and, based on our review and discussions, we recommended to the Board that the Compensation Discussion and Analysis be included in this proxy statement.

THE COMPENSATION COMMITTEE

Barbara A. Niland, Chair

Jan A. Bertsch

Gerhard F. Burbach

John M. Richardson

COMPENSATION OF EXECUTIVE OFFICERS

The following table summarizes prior compensation of our Named Executives for the time periods in which each was a Named Executive.

SUMMARY COMPENSATION TABLE

Name and Principal Position	Year	Salary ⁽¹⁾	Bonus	Stock Awards ⁽²⁾	Non-Equity Incentive Plan Compensation ⁽³⁾	Change in Pension Value and Nonqualified Deferred Compensation Earnings ⁽⁴⁾	All Other Compensation ⁽⁵⁾	Total
Rex D. Geveden President and Chief Executive Officer	2020	\$ 925,000	\$ —	\$ 3,099,983	\$ 1,259,573	\$ —	\$ 172,284	\$ 5,456,840
	2019	918,750	—	2,899,906	1,050,407	—	172,445	5,041,508
	2018	850,000	—	2,852,049	853,315	—	168,062	4,723,426
David S. Black Senior Vice President and Chief Financial Officer	2020	497,500	—	699,974	485,391	145,539	90,526	1,918,930
	2019	487,500	—	699,950	362,283	264,166	88,174	1,902,073
	2018	472,500	—	686,548	314,926	—	106,298	1,580,272
Thomas E. McCabe Senior Vice President, General Counsel, Chief Compliance Officer and Secretary	2020	532,500	—	599,945	484,194	—	47,664	1,664,303
	2019	525,000	—	600,054	398,136	—	71,123	1,594,313
Joel W. Duling President, BWXT Nuclear Operations Group, Inc.	2020	479,250	—	549,988	419,919	—	56,199	1,505,356
	2019	459,000	—	524,898	345,668	—	79,755	1,409,321
	2018	401,583	—	528,032	235,682	—	149,224	1,314,521
Richard W. Loving Senior Vice President and Chief Administrative Officer	2020	406,000	—	450,016	309,918	—	55,282	1,221,216
	2019	397,500	—	449,950	231,882	—	53,783	1,133,115
	2018	380,000	—	475,342	194,826	—	56,311	1,106,479

(1) See "Salary" below for a discussion of the amounts reported in this column.

(2) See "Stock Awards" below for a discussion of the amounts included in this column.

(3) See "Non-Equity Incentive Plan Compensation" below for a discussion of the amounts included in this column.

(4) See "Change in Pension Value and Nonqualified Deferred Compensation Earnings" below for a discussion of the amounts included in this column.

(5) See "All Other Compensation" below for a discussion of the 2020 amounts included in this column.

Salary. Amounts reported in the "Salary" column above include amounts that have been deferred under our qualified and non-qualified deferred compensation plans.

Bonus. There were no bonus payments made to the Named Executives.

Stock Awards. The amounts reported in the "Stock Awards" column for each Named Executive represent the aggregate grant date fair value of all stock awards granted to Named Executives in 2020 computed in accordance with Financial Accounting Standards Board Accounting Standards Codification ("FASB ASC") Topic 718, excluding the effect of estimated forfeitures.

The amounts reported in the "Stock Awards" column include the grant date fair values of restricted stock units and performance restricted stock units granted to our Named Executives in 2020. The values for performance restricted stock units are based on our Named Executives attaining target performance levels, which we determined was the probable outcome at the time of grant. Assuming maximum performance levels were probable, the grant date fair value of each Named Executive's performance restricted stock unit awards would be as follows: \$3,719,911 for Mr. Geveden; \$839,969 for Mr. Black; \$719,957 for Mr. McCabe; \$659,894 for Mr. Duling; and \$539,996 for Mr. Loving.

For a discussion of the valuation assumptions used in determining the grant date fair value, see Note 9 to our consolidated financial statements included in our annual report on Form 10-K for the year ended December 31, 2020.

See the "Grants of Plan-Based Awards" table for more information regarding the stock awards granted to our Named Executives in 2020.

Non-Equity Incentive Plan Compensation. The amounts reported in the “Non-Equity Incentive Plan Compensation” column are attributable to the annual incentive awards earned under our EICP. See the “Grants of Plan-Based Awards” table for more information regarding the annual incentive awards earned in 2020.

Change in Pension Value and Nonqualified Deferred Compensation Earnings. The amounts reported in the “Change in Pension Value and Nonqualified Deferred Compensation Earnings” column represent the changes in actuarial present values of the accumulated benefits under defined benefit plans, determined by comparing the prior completed fiscal year end amount to the covered fiscal year end amount. The discount rates applicable to our pension plans are 2.66% and 2.38% for the Qualified Plan and Excess Plan, respectively, at December 31, 2020. The discount rates applicable to our qualified pension plans at December 31, 2019 and December 31, 2018 were 3.35% and 4.36%, respectively. Mr. Black is the only Named Executive who is a participant in these plans, and the change in his actuarial present value was \$145,539 in 2020.

All Other Compensation. The amounts reported for 2020 in the “All Other Compensation” column are attributable to the following:

ALL OTHER COMPENSATION

Named Executive	Thrift Plan Contributions	Restoration Plan Contributions	Dividend Equivalents	Tax Reimbursement	Perquisites	Total
Mr. Geveden	\$ 16,951	\$ 40,327	\$ 99,897	\$ 1,109	\$ 14,000	\$ 172,284
Mr. Black	27,374	23,375	25,795	597	13,385	90,526
Mr. McCabe	17,100	14,850	2,013	316	13,385	47,664
Mr. Duling	5,109	13,623	9,946	4,476	23,045	56,199
Mr. Loving	17,100	7,260	17,220	317	13,385	55,282

Thrift Plan Contributions and Restoration Plan Contributions. The amounts reported in these columns represent the total amount of matching and service-based contributions made to each Named Executive under our Thrift Plan and our Restoration Plan, respectively. Under our Thrift Plan, we will match 50% of employee’s contributions, up to 6%. Under our Restoration Plan, we will match 50% of the first 6% of employee’s deferral contributions. For information regarding our Thrift Plan and Restoration Plan matching contributions and service-based contributions, see “Compensation Discussion and Analysis – Other Benefits and Practices – Retirement Benefits” above.

Dividend Equivalents. The amounts listed in this column for each Named Executive represent the value of dividend equivalents credited to their vested restricted stock unit and performance restricted stock unit awards in 2020. Dividend equivalents credited to unvested restricted stock units and performance restricted stock units are subject to the same vesting period as the restricted stock units with respect to which the dividend equivalents are paid. Dividend equivalents credited to deferred restricted stock units and performance restricted stock units are subject to the same deferral period as the restricted stock units with respect to which the dividend equivalents are paid.

Tax Reimbursements. The amounts reported reflect tax reimbursements in 2020 for imputed income related to gifts presented to each Named Executive’s spouse in lieu of attendance at a previously-planned Board event (canceled due to COVID-19) for each Named Executive, as well as tuition reimbursement for Mr. Duling. See “Perquisites” below for additional information.

Perquisites. In accordance with SEC rules, perquisites and other personal benefits received by a Named Executive are not included if their aggregate value does not exceed \$10,000. The perquisites and other personal benefits reported for our Named Executives in 2020 are as follows:

- The amount reported for Mr. Geveden is attributable to \$12,650 for financial planning services and a spousal gift and tax reimbursement related thereto.
- The amount reported for Mr. Black is attributable to \$12,650 for financial planning services and a spousal gift and tax reimbursement related thereto.
- The amount reported for Mr. McCabe is attributable to \$12,650 for financial planning services and a spousal gift and tax reimbursement related thereto.
- The amount reported for Mr. Duling is attributable to \$12,650 for financial planning services, \$9,660 for tuition reimbursement, a spousal gift and tax reimbursement related to the latter two items.

- The amount reported for Mr. Loving is attributable to \$12,650 for financial planning services and a spousal gift and tax reimbursement related thereto.

We calculate all perquisites and personal benefits based on the incremental cost we incur to provide such benefits. For financial planning services, we compute incremental cost based on the actual cost incurred by us for the financial planning service for the applicable Named Executive.

GRANTS OF PLAN-BASED AWARDS

The following table provides additional information on stock awards and non-equity incentive plan awards made to our Named Executives during the year ended December 31, 2020. No stock option awards were granted to our Named Executives in 2020.

Name	Grant Date	Committee Action Date	Estimated Future Payouts Under Non-Equity Incentive Plan Awards ⁽¹⁾			Estimated Future Payouts Under Equity Incentive Plan Awards; Number of Shares of Stock or Units ⁽²⁾			All Other Stock Awards: Number of Shares of Stock or Units ⁽³⁾	Grant Date Fair Value of Stock Awards ⁽⁴⁾
			Threshold	Target	Maximum	Threshold	Target	Maximum		
Rex D. Geveden	2/27/2020	2/20/2020	462,500	\$ 925,000	\$ 1,850,000					
	2/27/2020	2/20/2020				16,382	32,763	65,526		\$ 1,859,956
	2/27/2020	2/20/2020							21,843	1,240,027
David S. Black	2/27/2020	2/20/2020	174,125	348,250	696,500					
	2/27/2020	2/20/2020				3,699	7,398	14,796		419,984
	2/27/2020	2/20/2020							4,932	279,990
Thomas E. McCabe	2/27/2020	2/20/2020	173,063	346,125	692,250					
	2/27/2020	2/20/2020				3,171	6,341	12,682		359,979
	2/27/2020	2/20/2020							4,227	239,967
Joel W. Duling	2/27/2020	2/20/2020	155,757	311,513	623,026					
	2/27/2020	2/20/2020				2,906	5,812	11,624		329,947
	2/27/2020	2/20/2020							3,876	220,041
Richard W. Loving	2/27/2020	2/20/2020	111,650	223,300	446,600					
	2/27/2020	2/20/2020				2,378	4,756	9,512		269,998
	2/27/2020	2/20/2020							3,171	180,018

(1) Amounts shown represent the range of potential payouts under our annual incentive compensation plan. See "Estimated Future Payouts Under Non-Equity Incentive Plan Awards" below for a discussion of the amounts included in this column. The actual amounts paid to our Named Executives are included in the Non-Equity Incentive Plan Compensation column of the "Summary Compensation Table" above.

(2) See "Estimated Future Payouts Under Equity Incentive Plan Awards" below for a discussion of the amounts included in this column.

(3) Amounts shown represent shares of our common stock underlying restricted stock units. See "All Other Stock Awards" below for a discussion of the amounts included in this column.

(4) See "Grant Date Fair Value of Stock Awards" below for a discussion of the amounts included in this column.

Estimated Future Payouts Under Non-Equity Incentive Plan Awards

The amounts shown in this column reflect the threshold, target and maximum pay opportunities for each Named Executive under the EICP for 2020. Generally, EICP payout depends on three principal factors: (i) financial performance, (ii) the Named Executive's target percentage, and (iii) the Named Executive's earnings from base salary. For 2020, the target percentage for each Named Executive was as follows:

Named Executive	Target Percentage (% of Salary)
Rex D. Geveden	100%
David S. Black	70%
Thomas E. McCabe	65%
Joel W. Duling	65%
Richard W. Loving	55%

The amounts reflected in the “target” column of the “Grants of Plan Based Awards” table represent the value of the payout opportunity under the EICP at target financial performance levels. All threshold, target and maximum amounts reported in the table above assume that our Compensation Committee exercises no discretion over the annual incentive compensation award ultimately paid. See “Compensation Discussion and Analysis — Compensation Analysis and Outcomes — Annual Incentive Compensation” above for more information about the 2020 EICP awards and performance goals.

Estimated Future Payouts Under Equity Incentive Plan Awards

The amounts shown reflect the threshold, target and maximum payout opportunities of performance restricted stock units granted in 2020 under the 2010 LTIP. Each grant represents a right to receive one share of BWXT common stock if performance targets are met. Upon vesting, the performance restricted stock units are settled into shares of BWXT common stock. The amount of performance restricted stock units that vest, if any, is determined based (1) 50% on the average annual ROIC during the three-year performance period and (2) 50% on the Company’s cumulative earnings per share during the same period. We withhold a portion of these shares to satisfy the minimum statutory withholding tax for each Named Executive due on vesting. The amounts shown in the “target” column represent the number of performance shares that will vest, which is 100% of the amount granted, if the target levels of average annual ROIC and cumulative earnings per share are attained. The amounts shown in the “maximum” column represent the number of performance shares that will vest, which is 200% of the amount granted, if the maximum level of average annual ROIC and cumulative earnings per share are attained. The amounts shown in the “threshold” column represent the minimum number of performance shares that will vest, which is 50% of the amount granted, if the threshold level of average annual ROIC and cumulative earnings per share are attained. No amount of performance shares will vest if the levels of both such performance metrics are less than the threshold performance level. See “Compensation Discussion and Analysis — Compensation Analysis — Long-Term Incentive Compensation” above for more information regarding the performance shares.

All Other Stock Awards

The amounts shown reflect 2020 grants of restricted stock units under our 2010 LTIP. Each restricted stock unit represents the right to receive one share of Company common stock and is generally scheduled to vest one-third each year beginning on the first anniversary of the date of grant. Upon vesting, the restricted stock units are settled into shares of Company common stock. We withhold a portion of these shares to satisfy the minimum statutory withholding tax for each Named Executive due on vesting. See “Compensation Discussion and Analysis — Compensation Analysis and Outcomes — Long-Term Incentive Compensation” for more information regarding the restricted stock units.

Grant Date Fair Value of Stock Awards

The amounts included in the “Grant Date Fair Value of Stock Awards” column for each Named Executive represent the full grant date fair values of the equity awards computed in accordance with FASB ASC Topic 718. Under FASB ASC Topic 718, the fair value of equity awards is determined using the closing price of our common stock on the date of grant for restricted stock units. For more information regarding the compensation expense related to 2020 awards, see Note 9 to our consolidated financial statements included in our annual report on Form 10-K for the year ended December 31, 2020. The values for performance restricted stock units are based on our Named Executives attaining target performance levels.

The amounts reported in the “Grant Date Fair Value of Stock Awards” column for restricted stock unit awards do not factor in the value of dividend equivalents credited to each unvested restricted stock unit as a result of dividends on stock declared by the Company in 2020. For more information on the value of dividend equivalents credited to our Named Executives’ unvested restricted stock unit awards, see “All Other Compensation” under the “Summary Compensation Table.”

OUTSTANDING EQUITY AWARDS AT FISCAL YEAR-END 2020

The following Outstanding Equity Awards at Fiscal Year-End table summarizes the equity awards we have made to our Named Executives that were outstanding as of December 31, 2020. We eliminated the use of stock options in 2016. None of our Named Executives had outstanding stock options as of December 31, 2020.

Name	Grant Date	Stock Awards ⁽¹⁾			
		Number of Shares or Units of Stock That Have Not Vested	Market Value of Shares or Units of Stock That Have Not Vested ⁽²⁾	Equity Incentive Plan Awards: Number of Unearned Shares, Units or Other Rights That Have Not Vested	Equity Incentive Plan Awards: Market or Payout Value of Unearned Shares, Units or Other Rights That Have Not Vested ⁽²⁾
Rex D. Geveden					
Restricted Stock Units	3/2/2018	6,173 (3)	\$ 372,108		
Performance RSU	3/2/2018			26,205 (8)	\$ 1,579,637
Restricted Stock Units	3/1/2019	14,940 (4)	900,583		
Performance RSU	3/1/2019			33,616 (9)	2,026,372
Restricted Stock Units	2/27/2020	21,843 (5)	1,316,696		
Performance RSU	2/27/2020			32,763 (10)	1,974,954
David S. Black					
Restricted Stock Units	3/2/2018	1,486 (3)	89,576		
Performance RSU	3/2/2018			6,308 (8)	380,246
Restricted Stock Units	3/1/2019	3,606 (4)	217,370		
Performance RSU	3/1/2019			8,114 (9)	489,112
Restricted Stock Units	2/27/2020	4,932 (5)	297,301		
Performance RSU	2/27/2020			7,398 (10)	445,951
Thomas E. McCabe					
Restricted Stock Units	8/9/2018	697 (6)	42,015		
Performance RSU	8/9/2018			2,959 (8)	178,369
Restricted Stock Units	3/1/2019	3,092 (4)	186,386		
Performance RSU	3/1/2019			6,955 (9)	419,247
Restricted Stock Units	2/27/2020	4,227 (5)	254,804		
Performance RSU	2/27/2020			6,341 (10)	382,235
Joel W. Duling					
Restricted Stock Units	3/2/2018	457 (3)	27,548		
Performance RSU	3/2/2018			1,941 (8)	117,003
Restricted Stock Units	5/9/2018	657 (7)	39,604		
Performance RSU	5/9/2018			2,789 (8)	168,121
Restricted Stock Units	3/1/2019	2,704 (4)	162,997		
Performance RSU	3/1/2019			6,085 (9)	366,804
Restricted Stock Units	2/27/2020	3,876 (5)	233,645		
Performance RSU	2/27/2020			5,812 (10)	350,347
Richard W. Loving					
Restricted Stock Units	3/2/2018	1,029 (3)	62,028		
Performance RSU	3/2/2018			4,367 (8)	263,243
Restricted Stock Units	3/1/2019	2,318 (4)	139,729		
Performance RSU	3/1/2019			5,216 (9)	314,420
Restricted Stock Units	2/27/2020	3,171 (5)	191,148		
Performance RSU	2/27/2020			4,756 (10)	286,692

- (1) *Stock awards shown include restricted stock units ("RSUs") that have time-based vesting and performance RSUs that vest depending upon the attainment of specified performance goals.*
- (2) *Market values in this column are based on the closing price of Company common stock as of December 31, 2020 (\$60.28), as reported on the New York Stock Exchange.*
- (3) *Represents the final one-third of RSUs granted which vested on March 2, 2021.*
- (4) *Represents remaining two-thirds of RSUs granted with vesting in one-third increments beginning with the first anniversary of the grant date. An additional one-third (50% of the unvested RSUs shown) vested on March 1, 2021 and the remaining one-third will vest on March 1, 2022.*
- (5) *Represents 100% of RSUs granted with vesting in one-third increments beginning with the first anniversary of the grant date. One-third of these RSUs vested on February 27, 2021, and the remaining RSUs will vest in equal installments on February 27, 2022 and 2023.*
- (6) *Represents the final one-third of RSUs granted which will vest on August 9, 2021.*
- (7) *Represents the final one-third of RSUs granted which will vest on May 9, 2021.*
- (8) *These performance RSUs represent the right to receive one share of our common stock for each performance RSU that vests. The number and value of performance RSUs that vest depend upon the attainment of specified performance goals. The number and value of performance RSUs reported are based on achieving target performance levels. These performance RSUs vested on March 2, 2021. See "2018 Performance Restricted Stock Awards" under "Compensation Discussion and Analysis" for additional information.*
- (9) *These performance RSUs represent the right to receive one share of our common stock for each performance RSU that vests. The number and value of performance RSUs that vest depend upon the attainment of specified performance goals. The number and value of performance RSUs reported are based on achieving target performance levels. These performance RSUs are generally scheduled to vest 100% on March 1, 2022. See the "Grants of Plan-Based Awards" table for more information about performance RSUs.*
- (10) *These performance RSUs represent the right to receive one share of our common stock for each performance RSU that vests. The number and value of performance RSUs that vest depend upon the attainment of specified performance goals. The number and value of performance RSUs reported are based on achieving target performance levels. These performance RSUs are generally scheduled to vest 100% on February 27, 2023. See the "Grants of Plan-Based Awards" table for more information about performance RSUs.*

Vesting of Restricted Stock Units and Performance Restricted Stock Units

Restricted stock units generally vest one-third each year, except as otherwise noted. The Company granted performance restricted stock units that represented the right to receive one share of Company common stock for each performance restricted stock unit that vest. The number and value of performance restricted stock units that vest depend upon the attainment of specified performance goals. Performance restricted stock units are generally scheduled to cliff vest three years after the grant date, subject to achievement of specified performance goals.

OPTION EXERCISES AND STOCK VESTED IN 2020

The following table provides additional information about the value realized by our Named Executives on the vesting of BWXT stock awards during the year ended December 31, 2020. None of the Named Executives held or exercised stock options in 2020.

Name	Stock Awards	
	Number of Shares Acquired on Vesting (#)	Value Realized on Vesting
Rex D. Geveden	63,453	\$ 3,515,032
David S. Black	16,282	902,027
Thomas E. McCabe	2,243	124,763
Joel W. Duling	6,796	378,228
Richard W. Loving	10,851	601,175

For each Named Executive, the amounts reported in the number of shares acquired on vesting column in the table above represent the aggregate number of shares of our common stock acquired by the Named Executive in connection with restricted stock units awarded under our 2010 LTIP that vested in 2020. The amounts reported in the value realized on vesting column were calculated by multiplying the number of shares acquired by the closing price of our common stock on the date of vesting.

The number of shares acquired in connection with the vesting of restricted stock units includes shares withheld by us in the amounts and for the Named Executives reported below to satisfy the withholding tax due on vesting as set forth below for each Named Executive.

Name	Shares Withheld on Vesting of Restricted Stock and Restricted Stock Units
Rex D. Geveden	25,900
David S. Black	4,892
Thomas E. McCabe	715
Joel W. Duling	2,089
Richard W. Loving	3,321

PENSION BENEFITS FOR 2020

The following Pension Benefits table shows the present value of accumulated benefits payable to each of our Named Executives under our qualified and nonqualified pension plans.

Name	Plan Name	Number of Years Credited Service	Present Value of Accumulated Benefit	Payments During 2020
Mr. Geveden	—	—	—	—
Mr. Black	BWXT Governmental Operations Qualified Retirement Plan	24.417	\$ 1,440,844	—
	BWXT Governmental Operations Excess Plan	24.417	786,712	—
Mr. McCabe	—	—	—	—
Mr. Duling	—	—	—	—
Mr. Loving	—	—	—	—

Overview of Qualified Plan. We maintain retirement plans that are funded by trusts and cover certain eligible regular full-time employees, described below in the section entitled “Participation and Eligibility.” Mr. Black participates in the Retirement Plan for Employees of BWXT Governmental Operations (the “Qualified Plan”) for the benefit of eligible employees of the Company and our Nuclear Operations and Technical Services segments.

Due to their date of employment, Messrs. Geveden, Duling, Loving and McCabe were not eligible to participate in our defined benefit plans. For more information on our retirement plans, see “Compensation Discussion and Analysis — Other Benefits and Practices — Retirement Benefits.”

Participation and Eligibility. Generally, salaried employees over the age of 21 years, who were hired before April 1, 2001, participate in the retirement plans.

- For salaried participants hired before April 1, 2001, benefit accruals were frozen as of December 31, 2015. Beginning January 1, 2016, affected employees received a service-based cash contribution to their Thrift Plan account.
- For salaried participants hired on or after April 1, 2001, benefit accruals were frozen as of March 31, 2006, subject to cost of living adjustments. Beginning January 1, 2016, the cost of living adjustments were discontinued. Affected employees receive a service-based cash contribution to their Thrift Plan account.

Benefits. For eligible Named Executives, benefits under the Qualified Plan are based on years of credited service and final average cash compensation (including bonuses). The present value of accumulated benefits reflected in the Pension Benefit table above is based on a 2.66% and 2.38% discount rate for the Qualified Plan and Excess Plan, respectively, at December 31, 2020. The discount rate applicable to our qualified pension plans at December 31, 2019 and December 31, 2018 was 3.35% and 4.36%, respectively. Reductions in the discount rate, among other factors, result in an increase in the present value of the pension benefits.

Retirement and Early Retirement. Under the Qualified Plan, normal retirement is age 65. The normal form of payment is a single-life annuity or a 50% joint and survivor annuity, depending on the employee’s marital status when payments are scheduled to begin. Early retirement eligibility and benefits under the Qualified Plan depends on the employee’s date of hire. Employees hired before April 1, 1998, including Mr. Black, are eligible for early retirement if the employee has completed at least 15 years of credited service and attained the age of 50. Early retirement benefits are based on the same formula as normal retirement, but the pension benefit is not reduced to reflect early commencement of payment if the sum of the employee’s age and years of service equals 75 or greater at the date benefits commence; otherwise the pension benefit is reduced by 4% times the difference between 75 and the participant’s age plus service.

Overview of Nonqualified Plans. To the extent benefits payable under our qualified plans are limited by Section 415(b) or 401(a)(17) of the Internal Revenue Code, pension benefits will be paid directly by our applicable subsidiaries under the terms of unfunded excess benefit plans (the “Excess Plans”) maintained by them. Mr. Black participates in the Excess Plan for certain employees of BWXT Governmental Operations.

NONQUALIFIED DEFERRED COMPENSATION IN 2020

The following Nonqualified Deferred Compensation table summarizes our Named Executives' compensation under our nonqualified defined contribution plans. There were no withdrawals or distributions to the Named Executives in 2020.

Name	Plan Name	Executive Contributions in 2020	Registrant Contributions in 2020	Aggregate Earnings (loss) in 2020	Aggregate Balance as of December 31, 2020
Mr. Geveden	SERP	\$ —	\$ —	\$ —	\$ —
	Restoration Plan	38,400	40,327	43,546	381,581
Mr. Black	SERP	—	—	43,474	530,736
	Restoration Plan	21,250	23,375	16,945	239,065
Mr. McCabe	SERP	—	—	—	—
	Restoration Plan	61,875	14,850	2,660	108,889
Mr. Duling	SERP	23,963	—	1,405	25,368
	Restoration Plan	17,029	13,623	9,650	95,782
Mr. Loving	SERP	—	—	—	—
	Restoration Plan	7,260	7,260	5,994	59,861

SERP. For 2020, participants could elect to defer the payment of certain compensation earned from us. Under our SERP, any amounts deferred by a participant are maintained in a notional account separate from the account into which we make annual contributions. We refer to this separate account as a participant's deferral account. Participants are 100% vested in their deferral accounts at all times. None of the Named Executives, except for Mr. Duling, contributed to the SERP in 2020.

Restoration Plan. Our Restoration Plan is an unfunded, nonqualified defined contribution plan through which we provide annual contributions to each participant's notional accounts, which we refer to as a participant's company matching account and company service-based account. Participants include our Named Executives and other employees of our Company whose base salary exceeds certain compensation limits imposed by the Internal Revenue Code. Benefits under our Restoration Plan are based on a participant's vested percentage in his or her notional account balance at the time of distribution. Each participant generally vests 100% in his or her company matching account and company service-based account upon completing three years of service with our Company, subject to accelerated vesting for death, disability, termination by the Company without cause, retirement or on a change in control.

Participants in our Restoration Plan may elect to defer the payment of certain compensation earned from us that is in excess of limits imposed by the Internal Revenue Code. As with our SERP, any amounts deferred by a participant in the Restoration Plan are reflected in a notional deferral account that is separate from the participant's company matching and service-based accounts. Participants are 100% vested in their deferral accounts at all times.

Executive Contributions in 2020. Under our SERP, a Named Executive may elect to defer up to 50% of his or her annual salary and/or up to 100% of any bonus earned in any plan year and a member of the Board may elect to defer up to 100% of his or her retainers earned in any plan year. Although participants were permitted to contribute all or a portion of their 2020 EICP bonuses to their SERP accounts, the amounts reported in this table as "Executive Contributions in 2020" do not include any contributions of any 2020 EICP awards because EICP awards earned in 2020 are not paid until 2021. There were no contributions to the SERP by Named Executives in 2020, except for Mr. Duling.

All of our Named Executives contributed to their Restoration Plan deferral accounts in 2020. Our Restoration Plan allows participants to defer a percentage of their base salary in excess of the Internal Revenue Code Section 401(a)(17) compensation limit, and receive company matching contributions with respect to those deferrals.

Registrant Contributions in 2020. Our Company no longer makes company contributions to our Named Executives' SERP accounts. Under our Restoration Plan, our Company makes notional matching and service-based contributions to eligible participants' company matching account and serviced-based account, respectively. Any Restoration Plan participants who have elected to make deferral contributions under our Restoration Plan are credited with a company matching contribution equal to 50% of the first 6% of their deferral contribution. For each participant in our Restoration Plan, we also make a cash service-based contribution to the participant's company service-based account. The amount of this service-based contribution is based on a percentage of the participant's eligible compensation in excess of the Internal Revenue Code limit and ranges between 3% and 8%, depending on

the participant's years of service. This service-based contribution is made regardless of whether the participant has elected to make deferral contributions under our Restoration Plan. All 2020 company contributions are included in the "Summary Compensation Table" above as "All Other Compensation."

Aggregate Earnings in 2020. The amounts reported in this column for our SERP and Restoration Plan represent hypothetical amounts of earnings or losses and dividends credited during 2020 on all accounts for each Named Executive under our SERP and Restoration Plan. Under our SERP and Restoration Plan, each participant elects to have his notional accounts hypothetically invested in one or more of the investment funds designated by our Compensation Committee. Each participant's notional accounts are credited and debited to reflect gains and losses on the hypothetical investments. These gains and losses are not reported as compensation in the Summary Compensation Table.

Aggregate Withdrawals/Distributions in 2020. There were no withdrawals made by any of the Named Executives from the SERP or Restoration Plan in 2020.

Aggregate Balance at December 31, 2020. The aggregate balance of a participating Named Executive's notional SERP account consists of contributions made by us to the Named Executive's company account, deferrals by the Named Executive to his deferral account, hypothetical credited gains or losses on those accounts and any aggregate withdrawals or distributions from the SERP account. The aggregate balance of a participating Named Executive's notional Restoration Plan account consists of contributions made by us to the Named Executive's company matching account and company service-based account, deferrals by the officer to his deferral account, hypothetical gains or losses on those accounts and any aggregate withdrawals or distributions from the Restoration Plan. The balances shown represent the accumulated account values (including gains and losses) for each Named Executive as of December 31, 2020. Messrs. Black and Duling were 100% vested in his SERP balance shown above. Messrs. Geveden, Black, Duling and Loving were each 100% vested in their Restoration Plan balance shown above. Mr. McCabe is 100% vested in the employee contributions, but will not be vested in the company matching contributions until his third anniversary of service with the Company.

The SERP and Restoration Plan balances include contributions from previous years, which have been reported as compensation to the Named Executives in the Summary Compensation Table for those years – to the extent a Named Executive was included in the Summary Compensation Table during those years. The aggregate balances for the SERP and Restoration Plan for each Named Executive in the prior years are as follows:

Named Executive	Year	Restoration Plan	SERP
Mr. Geveden	2019	\$ 259,307	\$ —
	2018	148,356	—
	2017	89,412	—
Mr. Black	2019	177,495	487,262
	2018	122,328	420,259
	2017	95,163	442,899
Mr. McCabe	2019	29,504	—
	2018	—	—
Mr. Duling	2019	55,480	—
	2018	23,885	—
Mr. Loving	2019	39,347	—
	2018	20,753	—

Deferred Stock Under 2010 LTIP. Under the terms of our 2010 LTIP, our Compensation Committee has the discretion to permit selected participants to defer all or a portion of their stock awards. Participants, including our Named Executives, were permitted to make deferral elections on their 2020 restricted stock unit awards and performance restricted stock unit awards. None of the Named Executives elected to defer stock awards in 2020.

POTENTIAL PAYMENTS UPON TERMINATION OR CHANGE IN CONTROL

The following tables show estimated, potential payments to our Named Executives under existing contracts, agreements, plans or arrangements, whether written or unwritten, for any payments would be due, if any, for involuntary termination not for cause, involuntary termination for cause, retirement, death, disability, or in connection with a change in control with or without a termination of employment, assuming such event occurred on December 31, 2020. These tables do not reflect amounts that would be payable to the Named Executives pursuant to benefits or awards that are already vested. Except as otherwise indicated, amounts reported in the table below for restricted stock units and performance restricted stock units are calculated by multiplying the number of accelerated shares or units by \$60.28 (the closing price of our common stock on December 31, 2020).

Named Executive and Description of Potential Payments	Voluntary Termination	Involuntary Termination not for Cause	Involuntary Termination for Cause	Change in Control without Termination	Change in Control with Termination	Disability	Death	Retirement
Rex D. Geveden								
Severance Payments	\$ —	\$ 925,000	\$ —	\$ —	\$ 5,531,500	\$ 925,000	\$ —	\$ —
EICP	—	—	—	—	925,000	—	—	—
Benefits Payments	—	10,159	—	—	40,634	10,159	—	—
Outplacement Services	—	15,000	—	—	—	15,000	—	—
Financial Planning	—	12,650	—	12,650	12,650	12,650	12,650	—
SERP	—	—	—	—	—	—	—	—
Restoration Plan	—	—	—	—	—	—	—	—
Restricted Stock Units	—	186,084	—	2,589,388	2,589,388	2,589,388	2,589,388	—
Performance RSUs	—	2,141,387	—	5,580,964	5,580,964	5,580,964	5,580,964	—
Total	\$ —	\$ 3,290,280	\$ —	\$ 8,183,002	\$ 14,680,136	\$ 9,133,161	\$ 8,183,002	\$ —
David S. Black								
Severance Payments	\$ —	\$ 500,000	\$ —	\$ —	\$ 1,700,000	\$ 500,000	\$ —	\$ —
EICP	—	—	—	—	350,000	—	—	—
Benefits Payments	—	14,698	—	—	58,792	14,698	—	—
Outplacement Services	—	15,000	—	—	—	15,000	—	—
Financial Planning	—	12,650	—	12,650	12,650	12,650	12,650	—
SERP	—	—	—	—	—	—	—	—
Restoration Plan	—	—	—	—	—	—	—	—
Restricted Stock Units	—	44,788	—	604,247	604,247	604,247	604,247	—
Performance RSUs	—	516,358	—	1,315,310	1,315,310	1,315,310	1,315,310	—
Total	\$ —	\$ 1,103,494	\$ —	\$ 1,932,207	\$ 4,040,999	\$ 2,461,905	\$ 1,932,207	\$ —
Thomas E. McCabe								
Severance Payments	\$ —	\$ 535,000	\$ —	\$ —	\$ 1,765,500	\$ 535,000	\$ —	\$ —
EICP	—	—	—	—	347,750	—	—	—
Benefits Payments	—	14,827	—	—	59,307	14,827	—	—
Outplacement Services	—	15,000	—	—	—	15,000	—	—
Financial Planning	—	12,650	—	12,650	12,650	12,650	12,650	—
SERP	—	—	—	—	—	—	—	—
Restoration Plan	—	30,818	—	30,818	30,818	30,818	30,818	—
Restricted Stock Units	—	21,038	—	483,205	483,205	483,205	483,205	—
Performance RSUs	—	368,853	—	979,851	979,851	979,851	979,851	89,214
Total	\$ —	\$ 998,186	\$ —	\$ 1,506,524	\$ 3,679,081	\$ 2,071,351	\$ 1,506,524	\$ 89,214
Joel W. Duling								
Severance Payments	\$ —	\$ 485,000	\$ —	\$ —	\$ 1,600,500	\$ 485,000	\$ —	\$ —
EICP	—	—	—	—	315,250	—	—	—
Benefits Payments	—	15,017	—	—	60,068	15,017	—	—
Outplacement Services	—	15,000	—	—	—	15,000	—	—
Financial Planning	—	12,650	—	12,650	12,650	12,650	12,650	—
SERP	—	—	—	—	—	—	—	—
Restoration Plan	—	—	—	—	—	—	—	—
Restricted Stock Units	—	33,636	—	463,794	463,794	463,794	463,794	—
Performance RSUs	—	387,299	—	1,002,276	1,002,276	1,002,276	1,002,276	—
Total	\$ —	\$ 948,602	\$ —	\$ 1,478,720	\$ 3,454,538	\$ 1,993,737	\$ 1,478,720	\$ —

Named Executive and Description of Potential Payments	Voluntary Termination	Involuntary Termination not for Cause	Involuntary Termination for Cause	Change in Control without Termination	Change in Control with Termination	Disability	Death	Retirement
Richard W. Loving								
Severance Payments	\$ —	\$ 408,000	\$ —	\$ —	\$ 1,264,800	\$ 408,000	\$ —	\$ —
EICP	—	—	—	—	224,400	—	—	—
Benefits Payments	—	10,654	—	—	42,617	10,654	—	—
Outplacement Services	—	15,000	—	—	—	15,000	15,000	—
Financial Planning	—	12,650	—	12,650	12,650	12,650	12,650	—
SERP	—	—	—	—	—	—	—	—
Restoration Plan	—	—	—	—	—	—	—	—
Restricted Stock Units	—	31,044	—	392,905	392,905	392,905	392,905	—
Performance RSUs	—	341,366	—	864,355	864,355	864,355	864,355	131,652
Total	\$ —	\$ 818,714	\$ —	\$ 1,269,910	\$ 2,801,727	\$ 1,703,564	\$ 1,284,910	\$ 131,652

The Company generally does not make payments to Named Executives for voluntary termination of employment, except where a Named Executive is eligible for retirement as of the date of termination. In the event of a Named Executive's termination for cause, none of the payments and other benefits described herein would be payable.

Severance Payments. The severance payments reported for each Named Executive in the event of involuntary termination not for cause and disability represent lump-sum cash payments equal to 52 weeks' base salary as in effect on the date of termination under the Executive Severance Plan in the event their employment is terminated for reasons other than "cause." Under the Executive Severance Plan, "cause" means:

- the willful and continued failure of a participant to perform substantially his or her duties (occasioned by reason other than physical or mental illness or disability) after a written demand for substantial performance is delivered to the participant by the Compensation Committee or the Chief Executive Officer, which specifically identifies the manner in which the Compensation Committee or the Chief Executive Officer believes that the participant has not substantially performed his or her duties, after which the participant will have 30 days to defend or remedy such failure to substantially perform his or her duties;
- the willful engaging by a participant in illegal conduct or gross misconduct, which is materially and demonstrably injurious to the Company; or
- the conviction of a participant with no further possibility of appeal, or plea of nolo contendere by the participant to, any felony or crime of falsehood.

"Cause" excludes instances where an eligible employee is unable to perform his duties by reason of his physical or mental illness or disability. Receipt of severance benefits under the Executive Severance Plan is subject to the employee executing a general release of claims and agreeing to certain non-compete, nondisclosure and other restrictive covenants, and the employee's submission of a written claim for benefits.

In connection with a termination following a change in control, the Company has entered into change-in-control agreements with each Named Executive provide for a cash payment equal to two times (2.99 times for Mr. Geveden) the sum of (1) the executive's annual base salary prior to termination and (2) the same annual base salary multiplied by the executive's target EICP percentage for the year in which the termination occurs. Assuming a termination as of December 31, 2020, the severance payment under a change in control would have been calculated based on the following:

Name	Base Salary as of 12/31/2020	Target Annual Incentive as of 12/31/2020	Target Annual Incentive as a Percentage of Base Salary
Rex D. Geveden	\$ 925,000	\$ 925,000	100 %
David S. Black	500,000	350,000	70 %
Thomas E. McCabe	535,000	347,750	65 %
Joel W. Duling	485,000	315,250	65 %
Richard W. Loving	408,000	224,400	55 %

Generally, if a Named Executive is terminated within 30 months (24 months for Messrs. Loving and McCabe) following a change in control either (i) by the Company for any reason other than cause or death or disability; or (ii) by the Named Executive for good reason, the Named Executive is entitled to receive:

- accelerated vesting in the executive's SERP and Restoration Plan account;
- accelerated vesting in any outstanding equity awards;
- the cash severance payment (discussed above);
- a prorated target EICP payment and payment of the prior year's EICP payment, if unpaid at termination; and
- a cash payment for health benefits coverage.

The change in control agreements do not provide any tax reimbursement on the benefits. Instead, the agreements contain a "modified cutback" provision, which acts to reduce the benefits payable to a Named Executive to the extent necessary so that no excise tax would be imposed on the benefits paid, but only if doing so would result in the Named Executive retaining a larger after-tax amount.

Under the Company's change in control agreements, a "change in control" will be deemed to have occurred on the occurrence of any of the following:

- Any person, other than an ERISA-regulated pension plan established by the Company or its affiliates makes an acquisition of outstanding voting stock and is, immediately thereafter, the beneficial owner of 30% or more of the then outstanding voting stock, unless such acquisition is made directly from the Company in a transaction approved by a majority of the incumbent directors; or any group is formed that is the beneficial owner of 30% or more of the outstanding voting stock (other than a group formation for the purpose of making an acquisition directly from the Company and approved (prior to such group formation) by a majority of the incumbent directors);
- individuals who are incumbent directors cease for any reason to constitute a majority of the members of the board of directors;
- consummation of a business combination unless, immediately following such business combination, (1) all or substantially all of the individuals and entities that were the beneficial owners of the outstanding voting stock immediately before such business combination beneficially own, directly or indirectly, more than 51% of the then outstanding shares of voting stock of the parent corporation resulting from such business combination in substantially the same relative proportions as their ownership, immediately before such business combination, of the outstanding voting stock, (2) if the business combination involves the issuance or payment by the Company of consideration to another entity or its stockholders, the total fair market value of such consideration plus the principal amount of the consolidated long-term debt of the entity or business being acquired (in each case, determined as of the date of consummation of such business combination by a majority of the incumbent directors) does not exceed 50% of the sum of the fair market value of the outstanding voting stock plus the principal amount of the Company's consolidated long-term debt (in each case, determined immediately before such consummation by a majority of the incumbent directors), (3) no person (other than any corporation resulting from such business combination) beneficially owns, directly or indirectly, 30% or more of the then outstanding shares of voting stock of the parent corporation resulting from such business combination and (4) a majority of the members of the board of directors of the parent corporation resulting from such business combination were incumbent directors of the Company immediately before consummation of such business combination; or
- consummation of a major asset disposition unless, immediately following such major asset disposition, (1) individuals and entities that were beneficial owners of the outstanding voting stock immediately before such major asset disposition beneficially own, directly or indirectly, more than 70% of the then outstanding shares of voting stock (if it continues to exist) and of the entity that acquires the largest portion of such assets (or the entity, if any, that owns a majority of the outstanding voting stock of such acquiring entity) and (2) a majority of the members of the board of directors (if it continues to exist) and of the entity that acquires the largest portion of such assets (or the entity, if any, that owns a majority of the outstanding voting stock of such acquiring entity) were incumbent directors of the Company immediately before consummation of such major asset disposition.

EICP. The Company does not make any payments under the EICP to participants who have been involuntarily terminated without cause, except participants who have at least five years of service and age 60 or older. For these participants, it has been the Company's practice to pay the prorated amount of an EICP award that would have been earned during the year in which the employee is involuntarily terminated without cause, contingent on the participant executing a general release of claims. None of the Named Executives were eligible for this payment as of December 31, 2020.

In a termination following a change in control, a Named Executive would be entitled to a prorated target EICP payment equal to the product of the Named Executive's annual base salary and EICP target percentage, with the product prorated based on the number of days the Named Executive was employed during the year in which the termination occurs. Based on a December 31, 2020 termination, each Named Executive would have been entitled to an EICP payment equal to 100% of his 2020 target EICP, as in effect immediately prior to the date of termination.

Benefit Payments. Upon a termination by the Company for any reason other than cause under the Executive Severance Plan or following a change in control, each Named Executive would be entitled to a lump-sum payment equal to nine months of COBRA premiums for the medical, dental and/or vision benefits in effect for the Named Executive and his qualified beneficiaries as of the date of termination. The amounts reported were determined by multiplying the monthly cost of 2020 medical, dental and/or vision benefits for the Named Executive and his qualified beneficiaries by 102%, and then multiplying the product by nine. The Executive Severance Plan also provides for extended availability of COBRA coverage from 18 to 24 months.

In the event of a termination following a change in control, a Named Executive receives a lump sum payment equal to three times the full annual cost of coverage for medical, dental and vision benefits (as calculated above) provided to the Named Executive and their covered dependents.

In addition to these payments, each Named Executive may be entitled to various accrued benefits earned through the date of termination, such as earned but unpaid salary and earned but unused vacation and reimbursements.

Outplacement Services. Each Named Executive would be entitled to 12 months of employer-paid outplacement services under the Executive Severance Plan following his termination by the Company for reasons other than cause, death or disability. The amounts reported represent the per person cost the Company would incur to engage a third-party service provider for 12 months of executive outplacement services.

Financial Planning. Under the terms of the agreement with the Company's financial planning service provider, each Named Executive is entitled to financial planning benefits for one year following his termination without cause, so long as the agreement has not been earlier terminated. The amounts reported in this column represent the fee that the Company would be required to pay for the applicable Named Executive to receive such benefits.

SERP. Under the terms of the Company's SERP, an executive's Company account becomes fully vested on, among other events, the date of the executive's termination by the Company for any reason other than cause. Under the terms of the SERP, an executive's company account becomes fully vested on, among other events, the date of the executive's retirement. For purposes of the SERP, "retirement" is defined as separation from service with us on or after the first day of the calendar month coincident with or following the executive's attainment of the age of 65. Messrs. Black and Duling are the only Named Executives participating in the SERP and are each 100% vested.

Restoration Plan. Under the Company's Restoration Plan, an executive's Company matching account and Company service-based account become fully vested on, among other events, (i) the date of the executive's termination by the Company for any reason other than cause or (ii) the date a change in control occurs. A "change in control" has a substantially similar meaning under the Company's Restoration Plan as it does under the Company's change in control agreements, except that a participant in the Company's Restoration Plan is excluded from accelerated vesting if the participant is part of a purchasing group that consummates a transaction that qualifies as a change of control under the Restoration Plan. Messrs. Geveden, Black, Duling and Loving were each 100% vested in their respective Company matching accounts and Company service-based accounts as of December 31, 2020.

Restricted Stock Units and Performance RSUs. The terms of the outstanding restricted stock unit and performance RSU award agreements provide for accelerated vesting in certain circumstances as described below. All unvested stock awards become vested in the event a Named Executive's employment terminates by reason of his death, disability or a change in control (regardless of whether there is a subsequent termination of employment). In these circumstances, performance RSUs vest at target level. Under the Company's 2010 LTIP, a "change in control" occurs under the same circumstances described above with respect to the Company's change-in-control agreements. Generally, the Company's stock awards provide for accelerated vesting of at least a part of an executive's outstanding shares or units under an involuntary termination without cause if due to a reduction in force. For 2018 stock awards, (i) 50% of the restricted stock unit award vests or remains eligible to vest if such termination

occurs during the third year of the award, and (ii) for performance awards eligible to vest, the number of performance RSUs that will vest at the end of the three-year vest term are determined by multiplying (x) the total number of performance shares that would have vested based on actual performance had the applicable Named Executive been employed at the end of the vesting period by (y) the applicable percentage discussed above. For stock awards made in 2019 and after, (i) restricted stock units are forfeited, unless the participant is retirement eligible, and (ii) performance RSUs are forfeited if the termination is prior to the first anniversary of the grant date and prorated thereafter based on the number of days in the performance period up to the termination date. The terms of the Company's 2018 award agreements define retirement as a voluntary termination of employment after attaining 65 years of age. The 2019 and later award agreements define retirement as a voluntary termination of employment after attaining 60 years of age and 5 years of service. For 2018 performance awards, 25% of the performance awards will remain eligible for vesting in the event an eligible Named Executive retires during the second year of an award's three-year vest term and 50% of the performance awards will remain eligible for vesting in the event an eligible Named Executive retires during the third year of the award's three-year vest term but before the third anniversary of the grant date. In such event, the number of performance awards that will vest at the end of the three-year vest term are determined by multiplying (i) the total number of performance shares that would have vested based on actual performance had the applicable Named Executive been employed at the end of the vest term by (ii) the applicable percentage discussed above. None of the Named Executives employed was eligible for retirement on December 31, 2020, except for Messrs. McCabe and Loving only as it relates to the 2018 award agreements.

CEO PAY RATIO

We are providing the following information about the relationship of the median of the annual total compensation of our employees and the annual total compensation of Mr. Rex D. Geveden, our President and Chief Executive Officer (our "CEO"), as required by Section 953(b) of the Dodd-Frank Wall Street Reform and Consumer Protection Act. For 2020, we determined that the median of the annual total compensation of our employees, other than our CEO, was \$90,993 and the annual total compensation of our CEO, as reported in the Summary Compensation Table of this Proxy Statement, was \$5,456,840. Based on this information, the ratio of the annual total compensation of our CEO to the median of the annual compensation of all employees in 2020 was 60 to 1.

The Securities and Exchange Commission rules allow us to identify our median employee once every three years unless there has been a change in our employee population or employee compensation arrangements that we reasonably believe would result in a significant change in our pay ratio disclosure. In 2020, the median employee selected for 2019 was no longer employed by the Company. Accordingly, our 2020 CEO pay ratio is calculated utilizing a new median employee identified for 2020.

The pay ratio provided is a reasonable estimate as of December 31, 2020 calculated in a manner consistent with Item 402(u) of Regulation S-K. The data used to calculate the pay ratio are specific to our Company and our employee population. As a result, our pay ratio may not be comparable to the pay ratios of other companies. We had approximately 6,700 employees as of December 31, 2020 located in the U.S. and Canada. To identify the median employee from our employee population, we compared the amount of salary, wages, non-cash earnings, and employer thrift and 401(k) contributions of our employees as reflected in our payroll records for 2020. We combined all of the elements of such employee's compensation for 2020 in accordance with the requirements of Item 402(c)(2)(x) of Regulation S-K, resulting in annual compensation for the median employee of \$90,993. We used the annual total compensation of our CEO as reported in the "Total" column of our Summary Compensation Table of this proxy statement.

EQUITY COMPENSATION PLAN INFORMATION

The following table provides information on our equity compensation plans as of December 31, 2020.

Plan Category	Number of securities to be issued upon exercise of outstanding options, warrants and rights	Weighted-average exercise price of outstanding options, warrants and rights	Number of securities remaining available for future issuances under equity compensation plans (excluding securities reflected in the first column)
Equity compensation plans approved by security holders	201,238	\$24.07	4,333,710

SECURITY OWNERSHIP OF DIRECTORS AND EXECUTIVE OFFICERS

The following table sets forth the number of shares of our common stock beneficially owned as of March 8, 2021 (unless noted otherwise) by each director or nominee as a director, each Named Executive and all our directors and executive officers as a group, including shares that those persons have the right to acquire within 60 days on the vesting of restricted stock units or the exercise of stock options.

Name	Shares Beneficially Owned	Shares Deferred ⁽¹⁾
Jan A. Bertsch ⁽²⁾	16,582	10,069
David S. Black ⁽³⁾	77,866	—
Gerhard F. Burbach ⁽⁴⁾	6,141	—
Joel W. Duling ⁽⁵⁾	21,334	—
John A. Fees	45,584	30,132
Rex D. Geveden	116,727	—
James M. Jaska ⁽⁴⁾	11,484	—
Jason S. Kerr ⁽⁶⁾	7,866	—
Kenneth J. Krieg ⁽⁴⁾	11,505	—
Richard W. Loving ⁽⁷⁾	21,684	—
Thomas E. McCabe	5,337	—
Leland D. Melvin	4,237	—
Robert L. Nardelli ⁽⁴⁾	22,820	—
Barbara A. Niland	11,145	—
John M. Richardson	729	—
Robert F. Smith	—	—
All directors and executive officers as a group (16 persons) ⁽⁸⁾	381,041	40,201

- (1) Amounts reported in the "Shares Deferred" column represent shares of common stock underlying vested restricted stock units that our directors have elected to defer under our Incentive Plans, but which are not considered beneficially owned under applicable Securities and Exchange Commission rules, as well as accrued dividend equivalents paid in shares on deferred restricted stock units. See "Director Compensation – Stock Awards" and "Deferred Stock Under 2010 LTIP" under the "Non-Qualified Deferred Compensation" table for additional information on the deferral of stock awards.
- (2) Shares beneficially owned by Ms. Bertsch represent shares of common stock underlying vested restricted stock units granted in 2016 and after and accrued dividend equivalents paid in shares that she elected to defer under our 2010 LTIP and which are considered beneficially owned under applicable Securities and Exchange Commission ("SEC") rules because she will acquire the respective shares immediately upon termination of service on the Board of Directors.
- (3) Shares beneficially owned by Mr. Black include 2,899 shares of common stock held in our Thrift Plan as of December 31, 2020.
- (4) Shares beneficially owned by Messrs. Burbach, Jaska, Krieg and Nardelli represent shares of common stock underlying vested restricted stock units and accrued dividend equivalents paid in shares that each of them has elected to defer under our 2010 LTIP and which are considered beneficially owned under applicable SEC rules because each of them will acquire their respective shares immediately upon termination of service on the Board of Directors.
- (5) Shares beneficially owned by Mr. Duling include 423 shares of common stock held in our Thrift Plan as of December 31, 2020.
- (6) Shares beneficially owned by Mr. Kerr include 300 shares of common stock held in our Thrift Plan as of December 31, 2020.
- (7) Shares beneficially owned by Mr. Loving include 5,190 shares of common stock held in our Thrift Plan as of December 31, 2020.
- (8) Shares owned by all directors and executive officers as a group include 8,812 shares of common stock held in our Thrift Plan as of December 31, 2020.

Shares beneficially owned by each of our directors and officers individually in each case constituted less than one percent of the outstanding shares of common stock on March 8, 2021, as determined in accordance with Rule 13d-3(d)(1) under the Securities Exchange Act of 1934. The aggregate shares beneficially owned by all of our directors and officers as a group constituted less than one percent of the outstanding shares of common stock measured as of the same date and on the same basis.

SECURITY OWNERSHIP OF CERTAIN BENEFICIAL OWNERS

The following table furnishes information concerning all persons known by us to beneficially own 5% or more of our outstanding shares of common stock, which is our only class of voting stock outstanding.

Name and Address of Beneficial Owner	Amount and Nature of Beneficial Ownership	Percent of Class ⁽¹⁾
T. Rowe Price Associates, Inc. 100 E. Pratt Street Baltimore, MD 21202	10,268,479 (2)	10.8 %
Capital International Investors 333 South Hope Street Los Angeles, CA 90071	9,536,573 (3)	10.0 %
The Vanguard Group 100 Vanguard Blvd. Malvern, PA 19335	8,596,806 (4)	9.0 %
Wellington Management Group LLP 280 Congress Street Boston, MA 02210	7,788,572 (5)	8.2 %
William Blair Investment Management, LLC 150 North Riverside Plaza Chicago, IL 60606	7,386,872 (6)	7.8 %
BlackRock Inc. 55 East 52nd Street New York, NY 10055	5,114,285 (7)	5.4 %

(1) Percent is based on outstanding shares of our common stock on March 8, 2021.

(2) As reported on Schedule 13G/A filed with the Securities and Exchange Commission ("SEC") on February 16, 2021, T. Rowe Price Associates, Inc. has beneficial ownership of 10,268,479 shares of our common stock. According to the Schedule 13G/A, T. Rowe Price Associates has sole voting power with respect to 3,720,425 shares of our common stock and sole dispositive power with respect to 10,268,479 shares of our common stock.

(3) As reported on Schedule 13G/A filed with the SEC on February 10, 2021, Capital International Investors ("CII") has beneficial ownership of 9,536,573 shares of our common stock. According to the Schedule 13G/A, CII has sole dispositive power and sole voting power with respect to 9,536,573 shares and 9,533,770 shares of our common stock, respectively.

(4) As reported on Schedule 13G/A filed with the SEC on February 10, 2021, The Vanguard Group, Inc. has beneficial ownership of 8,596,806 shares of our common stock. According to the Schedule 13G/A, The Vanguard Group has shared voting power with respect to 71,311 shares of our common stock, sole dispositive power with respect to 8,451,723 shares of our common stock and shared dispositive power with respect to 145,083 shares of our common stock.

(5) As reported on Schedule 13G/A filed with the SEC on February 3, 2021, Wellington Management Group LLP ("Wellington") has beneficial ownership of 7,788,572 shares of our common stock. According to the Schedule 13G/A, Wellington has shared voting power with respect to 6,756,017 shares of our common stock and sole dispositive power with respect to 7,788,572 shares of our common stock.

(6) As reported on Schedule 13G/A filed with the SEC on February 11, 2021, William Blair Investment Management LLP ("William Blair") has beneficial ownership of 7,386,872 shares of our common stock. According to the Schedule 13G/A, William Blair has sole voting power with respect to 6,543,566 shares of our common stock and sole dispositive power with respect to 7,386,872 shares of our common stock.

(7) As reported on Schedule 13G/A filed with the SEC on January 29, 2021, BlackRock, Inc. has beneficial ownership of 5,114,285 shares of our common stock. According to the Schedule 13G/A, BlackRock has sole voting power with respect to 4,795,218 shares of our common stock and sole dispositive power with respect to 5,114,285 shares of our common stock.

AUDIT AND FINANCE COMMITTEE REPORT

The following report of the Audit and Finance Committee shall not be deemed to be "soliciting material" or to otherwise be considered "filed" with the SEC or be subject to Regulation 14A or 14C (other than as provided in Item 407 of Regulation S-K) or to the liabilities of Section 18 of the Exchange Act, nor shall such information be incorporated by reference into any future filing under the Securities Act of 1933, as amended, or the Exchange Act, except to the extent that BWXT specifically incorporates it by reference into such filing.

As described more fully in its charter, the purpose of the Audit and Finance Committee is to assist the Board in its oversight of BWXT's financial reporting process, internal control system and audit functions. The Audit and Finance Committee also provides oversight of (i) BWXT's compliance with legal and regulatory financial requirements; (ii) BWXT's guidelines, policies and processes to assess and manage the Company's exposure to risks in general, including financial risks; (iii) BWXT's financial strategies and capital structure; and (iv) BWXT's ethics and compliance program. The Committee's principal responsibility is one of oversight. BWXT's management is responsible for the preparation, presentation and integrity of its financial statements. Deloitte & Touche LLP ("Deloitte"), BWXT's independent registered public accounting firm, is responsible for auditing and reviewing those financial statements. Deloitte reports directly to the Audit and Finance Committee, which is responsible for the appointment, compensation, retention and oversight of the independent registered public accounting firm.

The Audit and Finance Committee discussed with Deloitte the scope and plan for its audit and approved the terms of Deloitte's engagement letter for the 2020 audit. In addition, the Audit and Finance Committee reviewed and approved the internal audit plan for 2020. The Audit and Finance Committee met and discussed with management, internal audit and Deloitte each quarter during the year, among other things:

- the clarity and completeness of the presentation of the Company's financial statements, its financial position and performance for the reporting period;
- the assessment of the Company's internal control over financial reporting;
- critical accounting policies, including key accounting decisions and judgments, critical accounting estimates and underlying assumptions, significant changes in the selection or application of accounting principles, alternative accounting treatments, and critical audit matter disclosure;
- the effect of regulatory and accounting initiatives on the Company's financial statements;
- unadjusted audit differences noted or proposed by Deloitte during its audit; and
- any material written communications between management and Deloitte.

In this context, the Audit and Finance Committee reviewed and discussed BWXT's audited consolidated financial statements for the year ended December 31, 2020 with BWXT's management and Deloitte. This review included discussions with Deloitte regarding those matters required to be discussed by the applicable requirements of the Public Company Accounting Oversight Board ("PCAOB") and the SEC. In addition, the Committee received from Deloitte the written disclosures and letter required by the applicable PCAOB standards and rules concerning Deloitte's independence and discussed with Deloitte their independence from BWXT and management. The Committee also considered whether the provision of non-audit services to BWXT is compatible with Deloitte's independence.

The Audit and Finance Committee reviewed and discussed with management its assessment and report on the effectiveness of BWXT's internal control over financial reporting as of December 31, 2020, which it made using the criteria set forth by the Committee of Sponsoring Organizations of the Treadway Commission in "Internal Control - Integrated Framework" (2013 framework). We have also reviewed and discussed with Deloitte its review and report on BWXT's internal control over financial reporting.

Based on these reviews and discussions and the reports of Deloitte, the Audit and Finance Committee recommended to the Board that the audited financial statements be included in BWXT's Annual Report on Form 10-K for the year ended December 31, 2020, for filing with the SEC.

THE AUDIT AND FINANCE COMMITTEE

Jan A. Bertsch, Chair
Robert L. Nardelli
Barbara A. Niland
John M. Richardson

PROPOSAL 3: RATIFICATION OF APPOINTMENT OF INDEPENDENT REGISTERED PUBLIC ACCOUNTING FIRM FOR YEAR ENDING DECEMBER 31, 2021

Our Board of Directors has ratified the decision of the Audit and Finance Committee to appoint Deloitte & Touche LLP (“Deloitte”) to serve as the independent registered public accounting firm to audit our financial statements for the year ending December 31, 2021. Although stockholder approval of this appointment is not required, we intend to seek stockholder approval of our registered public accounting firm annually. No determination has been made as to what action the Audit and Finance Committee and the Board of Directors would take if our stockholders fail to ratify the appointment. Even if the appointment is ratified, the Audit and Finance Committee retains discretion to appoint a new independent registered public accounting firm at any time if the Audit and Finance Committee concludes such a change would be in our best interests. We expect that representatives of Deloitte will be present at the Annual Meeting and will have an opportunity to make a statement if they desire to do so and to respond to appropriate questions.

For the years ended December 31, 2020 and 2019, we paid Deloitte fees, including expenses and taxes, totaling \$2,782,449 and \$2,594,195, respectively, which are categorized below.

	2020	2019
Audit	\$ 2,549,954	\$ 2,490,000
The Audit fees for the years ended December 31, 2020 and 2019 were for professional services rendered for the audits of the combined and consolidated financial statements of BWXT, the audit of BWXT’s internal control over financial reporting, statutory and subsidiary audits, reviews of the quarterly combined and consolidated financial statements of BWXT and assistance with review of documents filed with the SEC.		
Audit-Related	124,800	—
There were Audit-Related fees for the year ended December 31, 2020 related to the Company’s debt offering and 2020 Omnibus Incentive Plan S-8 filing.		
Tax	105,000	101,500
The Tax fees for the years ended December 31, 2020 and 2019 were for professional services rendered for consultations on various U.S. federal, state and international tax compliance assistance, as well as consultation and advice on various foreign tax matters.		
All Other	2,695	2,695
The fees for all other services for the years ended December 31, 2020 and 2019 were for an online research tool subscription service.		
Total	\$ 2,782,449	\$ 2,594,195

It is the policy of our Audit and Finance Committee to pre-approve all audit engagement fees, terms and services and permissible non-audit services to be performed by our independent registered public accounting firm.

The independent registered public accounting firm and the Vice President of Internal Audit annually present to the Audit and Finance Committee the anticipated services to be performed by the firm during the year. The Audit and Finance Committee reviews and, as it deems appropriate, pre-approves those services. The separate Audit, Audit-Related, Tax and All Other services and estimated fees are presented to the Audit and Finance Committee for consideration. The Audit and Finance Committee reviews on at least a quarterly basis the proposed services and fees for additional services that have occurred and are outside the scope of the services and fees initially pre-approved by the Audit and Finance Committee. In order to respond to time-sensitive requests for services that may arise between regularly scheduled meetings, the Audit and Finance Committee has pre-approved specific audit, audit-related, tax and other services and individual and aggregate fees for such services. The Audit and Finance Committee did not approve any audit, audit-related, tax or other services pursuant to the *de minimis* exception described in Section 10A(i)(1)(B) of the Exchange Act.

RECOMMENDATION AND VOTE REQUIRED

Our Board of Directors recommends that stockholders vote “FOR” the ratification of the appointment of Deloitte as our independent registered public accounting firm for the year ending December 31, 2021. The proxy holders will vote all proxies received FOR approval of this proposal unless instructed otherwise. Approval of this proposal requires the affirmative vote of a majority of the votes cast on the matter. Because abstentions will not be considered cast on this matter, they will not have any effect on the proposal.

CERTAIN RELATIONSHIPS AND RELATED TRANSACTIONS

Pursuant to our Code of Business Conduct, all employees (including our Named Executives) who have, or whose immediate family members have, any direct or indirect financial or other participation in any business that competes with us, supplies goods or services to us, or is our customer, are required to disclose to us and receive written approval from our Corporate Ethics and Compliance department prior to transacting such business. Our employees are expected to make reasoned and impartial decisions in the workplace. As a result, approval of the business is denied if we believe that the employee's interest in such business could influence decisions relative to our business, or have the potential to adversely affect our business or the objective performance of the employee's work. Our Corporate Ethics and Compliance department implements our Code of Business Conduct and related policies and the Audit and Finance Committee of our Board is responsible for overseeing our Ethics and Compliance Program, including compliance with our Code of Business Conduct. Our Board members are also responsible for complying with our Code of Business Conduct. Additionally, our Governance Committee is responsible for reviewing the professional occupations and associations of our Board members. Our Audit and Finance Committee also reviews transactions between us and other companies with which our Board members are affiliated. For information on how to obtain a copy of our Code of Business Conduct, please see the "Corporate Governance" section above in this proxy statement. During 2020, there were no transactions in which (i) a related person had a direct or indirect material interest, (ii) the amount involved exceeded \$120,000, and (iii) the Company was a participant.

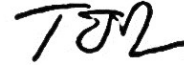
We have entered into an indemnification agreement with each of our directors and executive officers at the time of the spin-off or as they have joined the Company or become directors or executive officers since that time. Under the terms of the agreement, we agree to indemnify the indemnified person, to the fullest extent permitted by Delaware law, from claims and losses arising from their service to the Company (other than certain claims brought by the indemnified party against us or any of our officers and directors). The agreement also provides each indemnified person with expense advancement to the extent the expenses arise from, or might reasonably be expected to arise from, an indemnifiable claim and contains additional terms meant to facilitate a determination of the indemnified person's entitlement to such benefits.

STOCKHOLDERS' PROPOSALS

Any stockholder who wishes to have a qualified proposal considered for inclusion in our proxy statement for our 2022 Annual Meeting of Stockholders must send notice of the proposal to our Corporate Secretary at our principal executive office no later than November 15, 2021. If you make such a proposal, you must provide your name, address, the number of shares of common stock you hold of record or beneficially, the date or dates on which such common stock was acquired and documentary support for any claim of beneficial ownership.

In addition, any stockholder who intends to submit a proposal for consideration at our 2022 Annual Meeting, but not for inclusion in our proxy materials, or who intends to submit nominees for election as directors at the meeting must notify our Corporate Secretary. Under our Bylaws, such notice must (i) be received at our principal executive offices no earlier than close of business on December 31, 2021 or later than January 30, 2022 and (ii) satisfy specified requirements set forth in our Bylaws. A copy of the pertinent bylaw provisions can be found on our website at www.bwxt.com at "Investors — Corporate Governance — Highlights."

By Order of the Board of Directors,



Thomas E. McCabe
Senior Vice President, General Counsel,
Chief Compliance Officer and Secretary

Dated: March 15, 2021

APPENDIX A

RECONCILIATION OF REPORTED (GAAP) TO ADJUSTED (NON-GAAP) RESULTS⁽¹⁾⁽²⁾

Year Ended December 31, 2020

	GAAP	Pension & OPEB MTM (Gain) / Loss	Restructuring Costs	Costs Associated with Sale of Business	Debt Issuance Costs	One-time Franchise Tax Audit Expense	Non-GAAP
Operating Income	\$ 358.6	\$ —	\$ 2.3	\$ 2.9	\$ —	\$ 2.6	\$ 366.3
Other Income (Expense)	3.6	6.4	—	—	0.5	—	10.5
Provision for Income Taxes	(83.0)	(1.6)	(0.6)	(0.7)	(0.1)	(0.6)	(86.5)
Net Income	279.2	4.8	1.7	2.2	0.4	2.0	290.3
Net Income Attributable to Noncontrolling Interest	(0.5)	—	—	—	—	—	(0.5)
Net Income Attributable to BWXT	\$ 278.7	\$ 4.8	\$ 1.7	\$ 2.2	\$ 0.4	\$ 2.0	\$ 289.8
Diluted Shares Outstanding	95.7						95.7
Diluted Earnings per Common Share	\$ 2.91	\$ 0.05	\$ 0.02	\$ 0.02	\$ —	\$ 0.02	\$ 3.03
Effective Tax Rate	22.9%						23.0%
NPG Operating Income	\$ 52.0		2.3				\$ 54.2
NSG Operating Income	\$ 26.4			\$ 1.0			\$ 27.4

Year Ended December 31, 2019

	GAAP	Pension & OPEB MTM (Gain) / Loss	Acquisition Related Costs	Restructuring & Impairment Costs	Non-GAAP
Operating Income	\$ 325.5	\$ —	\$ 0.2	\$ 5.8	\$ 331.5
Other Income (Expense)	(11.8)	3.6	—	—	(8.1)
Provision for Income Taxes	(69.1)	(0.9)	(0.0)	(1.5)	(71.5)
Net Income	244.7	2.7	0.1	4.3	251.8
Net Income Attributable to Noncontrolling Interest	(0.6)	—	—	—	(0.6)
Net Income Attributable to BWXT	\$ 244.1	\$ 2.7	\$ 0.1	\$ 4.3	\$ 251.3
Diluted Shares Outstanding	95.8				95.8
Diluted Earnings per Common Share	\$ 2.55	\$ 0.03	\$ 0.00	\$ 0.04	\$ 2.62
Effective Tax Rate	22.0%				22.1%
NPG Operating Income	\$ 53.8			\$ 2.6	\$ 56.4
NSG Operating Income	\$ 14.2			\$ 2.9	\$ 17.1

(1) May not foot due to rounding.

(2) BWXT is providing non-GAAP information regarding certain of its historical results to supplement the results provided in accordance with GAAP and it should not be considered superior to, or as a substitute for, the comparable GAAP measures. BWXT believes the non-GAAP measures provide meaningful insight into the Company's operational performance and provides these measures to investors to help facilitate comparisons of operating results with prior periods and to assist them in understanding BWXT's ongoing operations.



BWX TECHNOLOGIES, INC.
800 MAIN STREET, 4TH FLOOR
LYNCHBURG, VIRGINIA 24504

VOTE BY INTERNET - www.proxyvote.com

Use the Internet to transmit your voting instructions and for electronic delivery of information up until 11:59 p.m. Eastern Time on April 29, 2021 (April 23, 2021 for participation in BWXT Thrift Plan). Have your proxy card in hand when you access the web site and follow the instructions to obtain your records and to create an electronic voting instruction form.

ELECTRONIC DELIVERY OF FUTURE PROXY MATERIALS

If you would like to reduce the costs incurred by our company in mailing proxy materials, you can consent to receiving all future proxy statements, proxy cards and annual reports electronically via e-mail or the Internet. To sign up for electronic delivery, please follow the instructions above to vote using the Internet and, when prompted, indicate that you agree to receive or access proxy materials electronically in future years.

VOTE BY PHONE - 1-800-690-6903

Use any touch-tone telephone to transmit your voting instructions up until 11:59 p.m. Eastern Time on April 29, 2021 (April 23, 2021 for participants in BWXT Thrift Plan). Have your proxy card in hand when you call and then follow the instructions.

VOTE BY MAIL

Mark, sign and date your proxy card and return it in the postage-paid envelope we have provided or return it to Vote Processing, c/o Broadridge, 51 Mercedes Way, Edgewood, NY 11717.

TO VOTE, MARK BLOCKS BELOW IN BLUE OR BLACK INK AS FOLLOWS:

E41566-P00986

KEEP THIS PORTION FOR YOUR RECORDS
 DETACH AND RETURN THIS PORTION ONLY

THIS PROXY CARD IS VALID ONLY WHEN SIGNED AND DATED.

BWX TECHNOLOGIES, INC.

The Board of Directors recommends you vote **FOR** each director nominee in Proposal 1.

1. Election of four director nominees named below to hold office until the Annual Meeting of Stockholders for 2022:

	For	Against	Abstain		For	Against	Abstain
1a. Jan A. Bertsch	q	q	q	1f. Leland D. Melvin	q	q	q
1b. Gerhard F. Burbach	q	q	q	1g. Robert L. Nardelli	q	q	q
1c. Rex D. Geveden	q	q	q	1h. Barbara A. Niland	q	q	q
1d. James M. Jaska	q	q	q	1i. John M. Richardson	q	q	q
1e. Kenneth J. Krieg	q	q	q				

The Board of Directors recommends you vote **FOR** Proposal 2.

2. Advisory vote on compensation of our Named Executive Officers.

For	Against	Abstain
q	q	q

The Board of Directors recommends you vote **FOR** Proposal 3.

3. Ratification of Appointment of Independent Registered Public Accounting Firm for the year ending December 31, 2021.

For	Against	Abstain
q	q	q

The shares represented by this proxy, when properly executed, will be voted in the manner directed herein by the undersigned Stockholder(s). **If no direction is made, this proxy will be voted FOR all director nominees and FOR proposals 2 and 3.** If any other matters properly come before the meeting, the persons named in this proxy will vote in their discretion.

For address changes and/or comments, please check this box and write them on the back where indicated.

q

Please indicate if you plan to attend this meeting

q q
 Yes No

Please sign exactly as your name(s) appear(s) hereon. When signing as attorney, executor, administrator, or other fiduciary, please give full title as such. Joint owners should each sign personally. All holders must sign. If a corporation or partnership, please sign in full corporate or partnership name by authorized officer.

Signature [PLEASE SIGN WITHIN BOX]	Date	Signature (Joint Owners)	Date



BWX Technologies, Inc.
Annual Meeting of Stockholders
Friday, April 30, 2021 at 9:30 a.m. Eastern Time

Via live webcast at www.virtualshareholdermeeting.com/BWXT2021

Important Notice Regarding the Availability of Proxy Materials for the Annual Meeting:
The Notice and Proxy Statement and Annual Report are available at www.proxyvote.com.

**IF YOU HAVE NOT VOTED VIA THE INTERNET OR TELEPHONE, FOLD ALONG PERFORATION, DETACH
AND RETURN THE BOTTOM PORTION IN THE ENCLOSED ENVELOPE**

E41567-P00986

BWX TECHNOLOGIES, INC.

THIS PROXY IS SOLICITED ON BEHALF OF THE BOARD OF DIRECTORS

**ANNUAL MEETING OF STOCKHOLDERS
Friday, April 30, 2021**

The undersigned stockholder(s) hereby appoint(s) Rex D. Geveden and Thomas E. McCabe, or either of them, as proxies, each with the power to appoint his substitute, to represent and to vote, as designated on the reverse side of this ballot, all of the shares of common stock of BWX Technologies, Inc. that the stockholder(s) is/are entitled to vote at the Annual Meeting of Stockholders to be held at 9:30 a.m. Eastern Time on April 30, 2021 via live webcast at www.virtualshareholdermeeting.com/BWXT2021, and any adjournment or postponement thereof.

THIS PROXY, WHEN PROPERLY EXECUTED, WILL BE VOTED IN THE MANNER DIRECTED HEREIN. IF NO SUCH DIRECTION IS MADE, THIS PROXY WILL BE VOTED IN ACCORDANCE WITH THE BOARD OF DIRECTORS' RECOMMENDATIONS.

ATTENTION PARTICIPANTS IN BWXT'S THRIFT PLAN: If you held shares of BWX Technologies, Inc. ("BWXT") common stock through The Thrift Plan for Employees and Participating Subsidiary and Affiliated Companies (the "Thrift Plan"), this proxy covers all shares for which the undersigned has the right to give voting instructions to Vanguard Fiduciary Trust Company ("Vanguard"), Trustee of the Thrift Plan. Your proxy must be received no later than 11:59 p.m. Eastern Time on April 23, 2021. Any shares of BWXT common stock held in the Thrift Plan that are not voted or for which Vanguard does not receive timely voting instructions, will be voted in the same proportion as the shares for which Vanguard receives timely voting instructions for other participants in the Thrift Plan.

PLEASE MARK, SIGN, DATE AND RETURN THIS PROXY CARD PROMPTLY USING THE ENCLOSED REPLY ENVELOPE

Address Changes/Comments: _____

(If you noted any Address Changes/Comments above, please mark corresponding box on the reverse side.)

CONTINUED AND TO BE SIGNED ON REVERSE SIDE